



CARBON VALLEY

PARKS & RECREATION DISTRICT

2025 BUDGET



-DRAFT-

Carbon Valley Parks & Recreation

2025 Budget



Prepared By:

Bryan Hostetler, Deputy Director

Dean Rummel, Executive Director

The budget is the District's fundamental policy document. It describes the District's goals and details how resources are allocated to achieve these goals. In addition, the budget serves as the annual financial plan, an operations guide and a communications tool. The budget guide provides an overview of the elements of the budget document.

The 2025 Budget document is broken down into the following sections explained below:

Introductory Section

This section is an executive summary of the budget, which includes the Budget Message, an organizational overview of the District and the budget process.

Fund Summaries

This section explains the fund structure of the District and purpose of the funds. The budget for each fund is presented along with analysis of past financials and current projections.

General Fund - Department Detail

The Department Operating Detail section includes a summary of each department with their area goals. It also includes a division revenue and expenditure breakdown.

Capital Project Plan

This plan shows the detailed capital project planning for the District in 2025. This section discusses the projects and the funding sources.

Appendices

The Appendices contain a glossary of words used throughout the document that the reader may not be familiar with. It also contains the Districts debt schedules, Intergovernmental Agreements and a breakdown of the property tax levy calculation and the assessment from the county.

Budget Message	1
Budget Resolution	3
Resolution to Adopt Budget	3
Resolution to Appropriate Sums of Money	5
Organizational Summary.....	7
Services Provided	7
Board of Directors.....	7
Carbon Valley Parks and Recreation Leadership Team	8
District Vision, Mission and Values	9
Organizational Chart	10
Map of the District	11
Budget Process	12
2025 Fund Summary	14
2025 Budget as Adopted - Summary	14
Summary of General Fund Financials	15
Summary of Conservation Trust Fund Financials.....	16
Summary of Capital Improvement Projects Fund Financials	17
2025 General Fund Summary	18
2025 General Fund Revenue Summary	18
2025 General Fund Expenditure Summary	21
Administration	23
Programs	24
Facilities	24
Operations	25
Non-Departmental.....	25
Building Lease	27
General Fund Transfers	27
Administration.....	28
Administration Department Summary	28
Administration Division.....	30
Finance Division	30
Human Resource Division.....	31
Marketing & Communication Division.....	31
Special Events Division.....	32
Information Technology Division.....	32

Programs	33
Programs Department Summary	33
Programs Administration Division	35
Athletics Division.....	36
Gymnastics Division	36
Youth Programs Division.....	37
BMX Division	37
Facilities.....	38
Facilities Department Summary	38
Facilities Administration Division.....	41
Active Adults Division.....	41
Aquatics Division.....	42
Fitness & Wellness Division	42
Operations.....	43
Operations Department Summary	43
Operations Administration Division.....	46
Maintenance Services Division	46
Custodial Services Division.....	46
Guest Services Division	47
Non-Departmental.....	48
Non-Departmental Department Summary.....	48
Other Funds.....	49
2025 Conservation Trust Fund Summary	49
2025 Capital Improvement Projects Fund Summary.....	50
Appendix	52
2022 Building Lease Payment Schedule	52
Glossary.....	53
Intergovernmental Agreements	56
2025 Mill Levy Certification & Resolution	60
2025 Property Tax Summary	60
Resolution To Set Mill Levies	61
2025 Mill Levy Certification	63

BUDGET MESSAGE

November 20, 2024

Board of Directors
Carbon Valley Parks and Recreation District
151 Grant Avenue
Firestone, CO 80520

We are pleased to submit the 2025 budget of \$6,866,746 to the Board of Directors, making use of all available funds. The budget presented addresses all foreseeable operational needs for the year 2025. The budget is being submitted in accordance with the Colorado Revised Statutes (C.R.S.) 21-1-105. The District uses a modified accrual basis of accounting.

The focus in 2025 has been to continue addressing the growing demands for District services while being creative and innovative with limited space to facilitate the needs and desires of the community. An increase in the use of District services and facilities causing a need to provide more without additional space. With these growing demands comes the need to ensure that the District is staffed with dedicated professionals who are not only capable of performing but also believe in the mission, vision, and values of CVPRD. Staying competitive with staffing helps maintain our high level of retention while also focusing on a learning mindset and growth opportunities.

As staff work in conjunction with the Board of Directors, accomplishing tasks and visionary approaches will drive the efforts towards priorities in 2025.

The annual Budget is approved by the Board of Directors due to its comprehensive nature, including outlining the range of services offered, setting a common, agreed upon direction, prioritizing the allocation of public funds, and the time invested by both the Board and staff in future planning.

2025 Budget

The 2025 budget for all appropriations is \$6,866,746.

Funding Sources

Funding sources for the District are received between two methods: 1) property tax revenues, and 2) charges for services. The majority of funding for the District is through property tax revenues. The District continues to see an increase in inclusions based on the steady growth in the Carbon Valley community, but the fluctuation of the oil and gas production tax revenue is a major component of annual increases and decreases of overall tax revenue.

Charges for services result from recreational and program revenues that are collected from the users of the recreation facilities and programs. Fees are assessed and adjusted annually based on the current market and use of subsidy goals.

Expenditures

The 2025 general operating expenditures were budgeted based on prior and current year spending. An inflation of 5-9% was used to determine some expenditures such as utilities and membership and dues.

BUDGET MESSAGE

Capital Projects

Capital projects are budgeted annually as the need and associated cost may fluctuate from year to year. Priorities throughout 2025 will focus on the continued efforts to take care of current District facilities and assets. Refurbishment and replacement projects will concentrate on the customer experience within the confines and outer aesthetics of District facilities.

Fund Balance and Reserves

Maintaining fund balances are critical to the financial health of the District. Based on TABOR the District will continue to hold a minimum of 3% of revenues in fund balance.

Conclusion

In conclusion, we submit the 2025 budget to the Board of Directors. We have made great strides within the organization with money management, project planning, staff trainings and ownership which is reflected in the very transparent budget process and final results.

Respectfully Submitted,

A handwritten signature in black ink, appearing to read "Dean Rummel". The signature is fluid and cursive, with a large initial "D" and "R".

Dean Rummel
Executive Director

BUDGET RESOLUTION

RESOLUTION NO. 2024-x

RESOLUTION TO ADOPT BUDGET

A RESOLUTION, PURSUANT TO SECTION 29-1-108, C.R.S., SUMMARIZING EXPENDITURES AND REVENUES FOR EACH FUND ADOPTING A BUDGET FOR THE CARBON VALLEY PARKS AND RECREATION DISTRICT, WELD COUNTY, COLORADO, FOR CALENDAR YEAR BEGINNING ON THE FIRST DAY OF JANUARY 2025, AND ENDING ON THE LAST DAY OF DECEMBER 2025

- A. The Board of Directors of the Carbon Valley Parks and Recreation District has appointed the Administrative Director, to prepare and submit a proposed budget to said governing body at the proper time; and
- B. The Executive Director has submitted a proposed budget to this governing body on October 9, 2024, for its consideration.
- C. Upon due and proper notice, published or posted in accordance with the law, said proposed budget was open for inspection by the public at a designated place, a public hearing was held on November 20, 2024 and interested taxpayers were given the opportunity to file or register any objections to said proposed budget.
- D. The budget has been prepared to comply with all terms, limitations, and exemptions, including, but not unlimited to, reserve transfers and expenditure exemptions, under Article X, Section 20 of the Colorado Constitution (“TABOR”) and other laws or obligations which are applicable to or binding upon the District.
- E. Whatever increase may have been made in the expenditures, like increases were added to the revenues so that the budget remains in balance, as required by law.

NOW, THEREFORE, BE IT RESOLVED BY THE BOARD OF DIRECTORS OF THE CARBON VALLEY PARKS AND RECREATION DISTRICT, WELD COUNTY, COLORADO:

- 1. That the budget, as submitted, amended, and summarized by fund, is hereby approved and adopted as the budget of the Carbon Valley Parks and Recreation District for the year stated above.
- 2. That the budget is hereby approved and adopted and made part of the public records of the Carbon Valley Parks and Recreation District.

BUDGET RESOLUTION

Adopted this ____ day of _____, 2024

Carbon Valley Parks and Recreation District

By: _____

Board of Directors, President

Attest:

By: _____

Board of Directors, Secretary

DRAFT

BUDGET RESOLUTION

RESOLUTION NO. 2024-x

RESOLUTION TO APPROPRIATE SUMS OF MONEY

A RESOLUTION, PURSUANT TO SECTION 29-1-108, C.R.S., APPROPRIATING SUMS OF MONEY TO THE VARIOUS FUNDS AND SPENDING AGENCIES, IN THE AMOUNT AND FOR THE PURPOSE AS SET FORTH BELOW, FOR THE CARBON VALLEY PARKS AND RECREATION DISTRICT, WELD COUNTY, COLORADO, FOR THE 2025 BUDGET YEAR

- A. The Board of Directors has adopted the annual budget in accordance with the Local Government Budget Law, on November 20, 2024.
- B. The Board of Directors has made provision therein for revenues in the amount equal to or greater than the total proposed expenditures as set forth in said budget.
- C. It is not only required by law, but also necessary to appropriate the revenues provided in the budget to and for the purposes described below, thereby establishing a limitation on expenditures for the operations of the Carbon Valley Parks and Recreation District.

NOW, THEREFORE, BE IT RESOLVED BY THE BOARD OF DIRECTORS FOR THE CARBON VALLEY PARKS AND RECREATION DISTRICT, WELD COUNTY, COLORADO:

- 1. That the following sums are hereby appropriated for the revenue of each fund, to each fund, for the purposes stated:

General Fund	\$ 6,606,746
Conservation Trust Fund	255,000
Capital Improvement Projects	5,000
	<hr/>
	\$ 6,866,746

BUDGET RESOLUTION

Adopted this ____ day of _____, 2024

Carbon Valley Parks and Recreation District

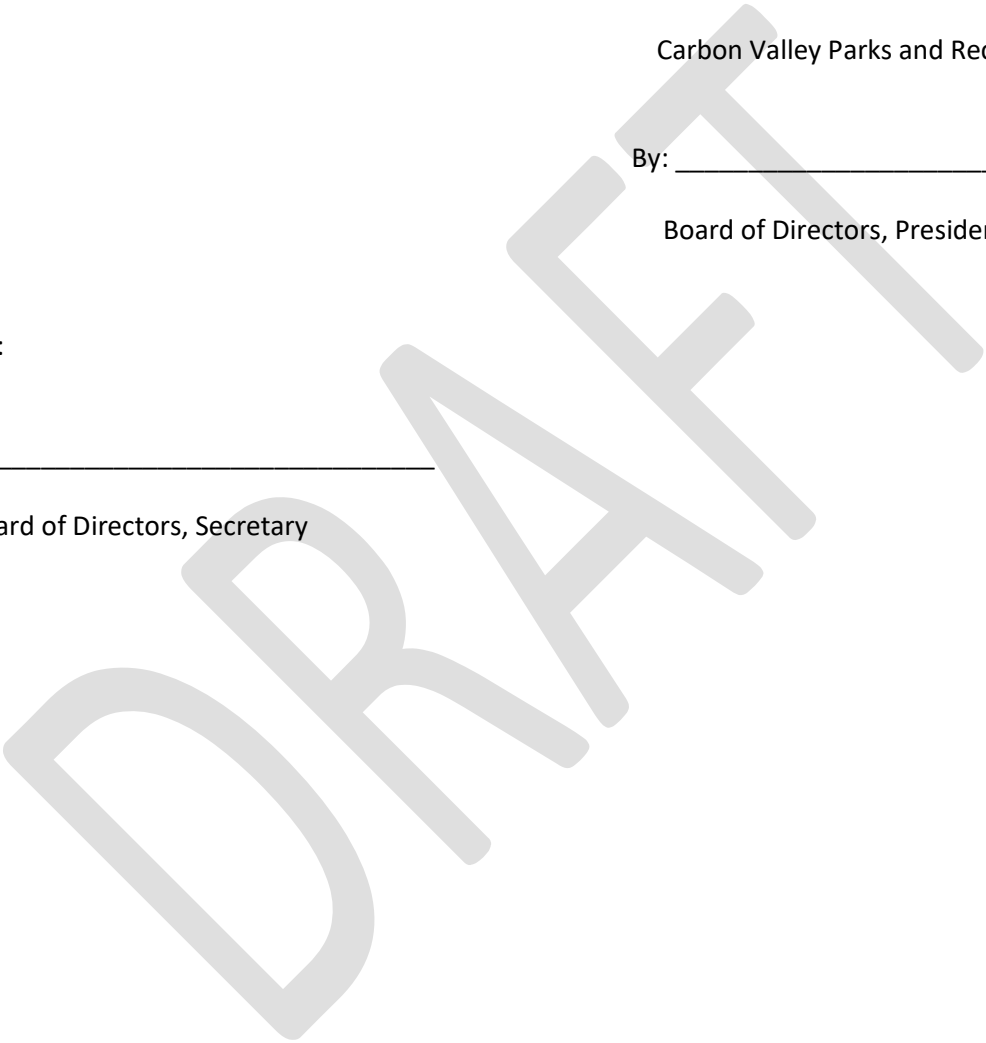
By: _____

Board of Directors, President

Attest:

By: _____

Board of Directors, Secretary



ORGANIZATIONAL SUMMARY

SERVICES PROVIDED

The District, a quasi-municipal corporation and a political subdivision of the State of Colorado, was organized in 1983 and is governed pursuant to provisions of the Colorado Special District Act (Title 32, Article 1, Colorado Revised Statutes). The District operates under a Service Plan approved by the County of Weld County. The District's services are located in Weld County including the communities of Frederick, Firestone, Dacono and the surrounding rural area. The District was established to construct and maintain parks and recreation facilities.

The District prepares its budget on the modified accrual basis of accounting in accordance with the requirements of the Colorado Revised Statutes C.R.S 29-1-105.

BOARD OF DIRECTORS

The District is governed by a Board of Directors elected by residents of the District. The Board is made up of seven individuals elected from the District at large - two from Dacono, two from Frederick, two from Firestone and one at-large.

President Samantha Meiring
Firestone

Vice President Steven Colvin
Firestone

Treasurer Lauren Gerk
Dacono

Secretary Abbigail Hebert
Frederick

Members Breezy Carey
Dacono

Cody Childers
At-Large

Tina Martin
Frederick



Samantha Meiring
President



Steven Colvin
Vice President



Abbigail Hebert
Secretary



Lauren Gerk
Treasurer



Breezy
Carey



Cody
Childers



Tina
Martin

ORGANIZATIONAL SUMMARY

CVPRD LEADERSHIP TEAM

Dean Rummel	Executive Director
Bryan Hostetler	Deputy Director
Kathy Lind	Facilities Manager
Kelly Olson	Programs Manager
Katie Hyde	Finance Manager
Ally Flanagan	Human Resource Manager
Scott Hickman	Operations Manager
Jenna Oliver	Marketing and Communications Manager



Dean Rummel
Executive
Director



Bryan Hostetler
Deputy
Director



Kathy Lind
Facilities
Manager



Kelly Olson
Programs
Manager



Katie Hyde
Finance
Manager



Ally Flanagan
Human Resources
Manager



Scott Hickman
Operations
Manager



Jenna Oliver
Marcom
Manager

ORGANIZATIONAL SUMMARY

DISTRICT VISION, MISSION AND VALUES

Vision: To engage community, enhance life and encourage play.

Mission: The Carbon Valley Parks and Recreation District strives to increase and enhance recreational opportunities by providing a variety of quality programs and activities.

Values:

Innovation

- Implementing meaningful change that drives results and challenges the “norm”
- Accept, expect and create Change
- Adopting process improvements to become efficient and effective
- Following best practices and industry standards through research, implementation, and evaluation

Integrity

- Practicing financial responsibility by using District resources wisely
- Building trust and effective relationships
- Leading by example through honesty, dedication, and pride
- Holding ourselves and others accountable for their actions and behaviors

Customer Service

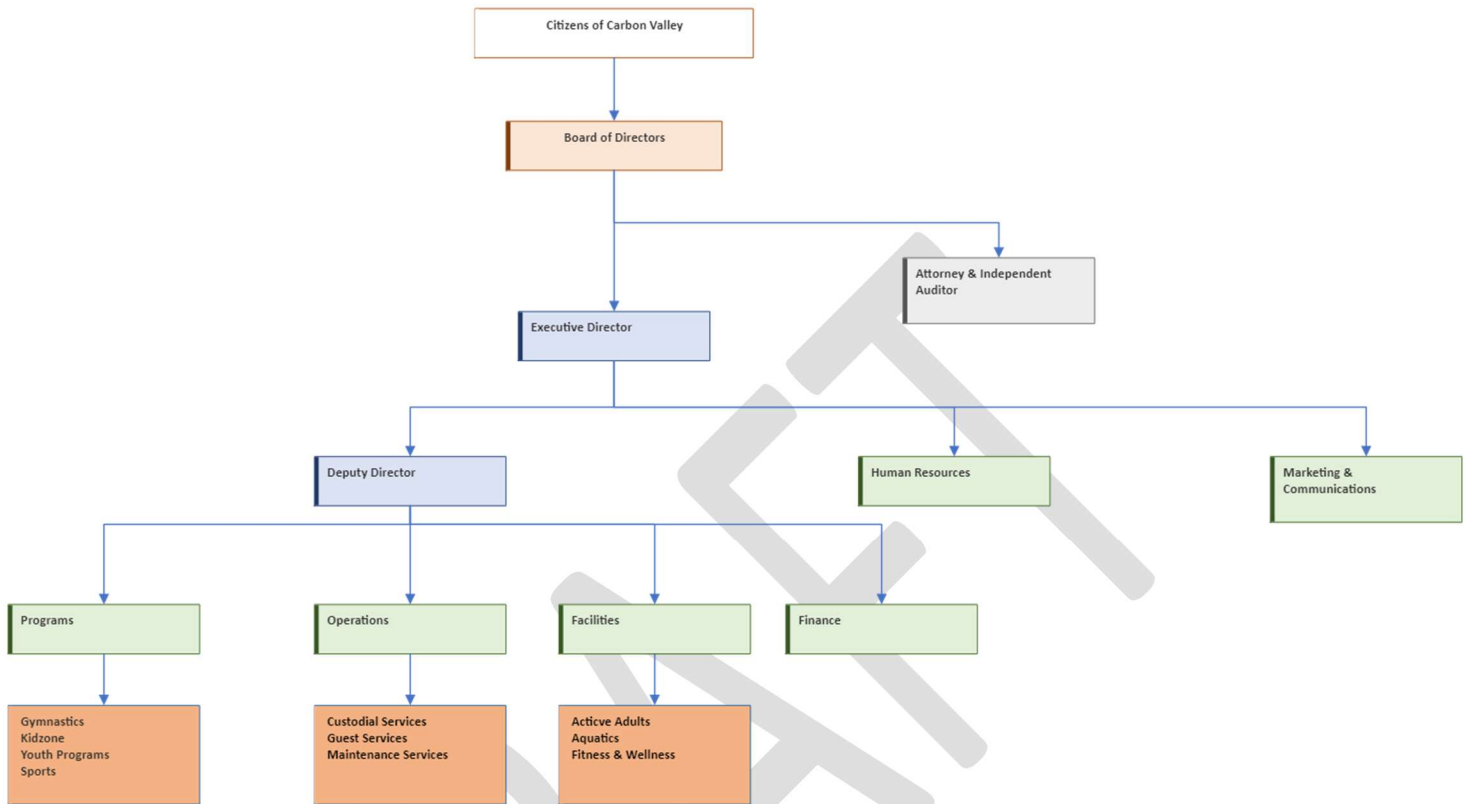
- Creating a welcoming customer experience by having a positive attitude
- Exhibiting transparent communication internally and externally
- Striving to improve quality of life and wellbeing

Teamwork

- Facilitating meaningful collaboration to inspire, lead, teach and empower
- Encouraging, involving, and rewarding
- HAVE FUN!

ORGANIZATIONAL SUMMARY

ORGANIZATIONAL CHART



District Full Time Employee Breakdown

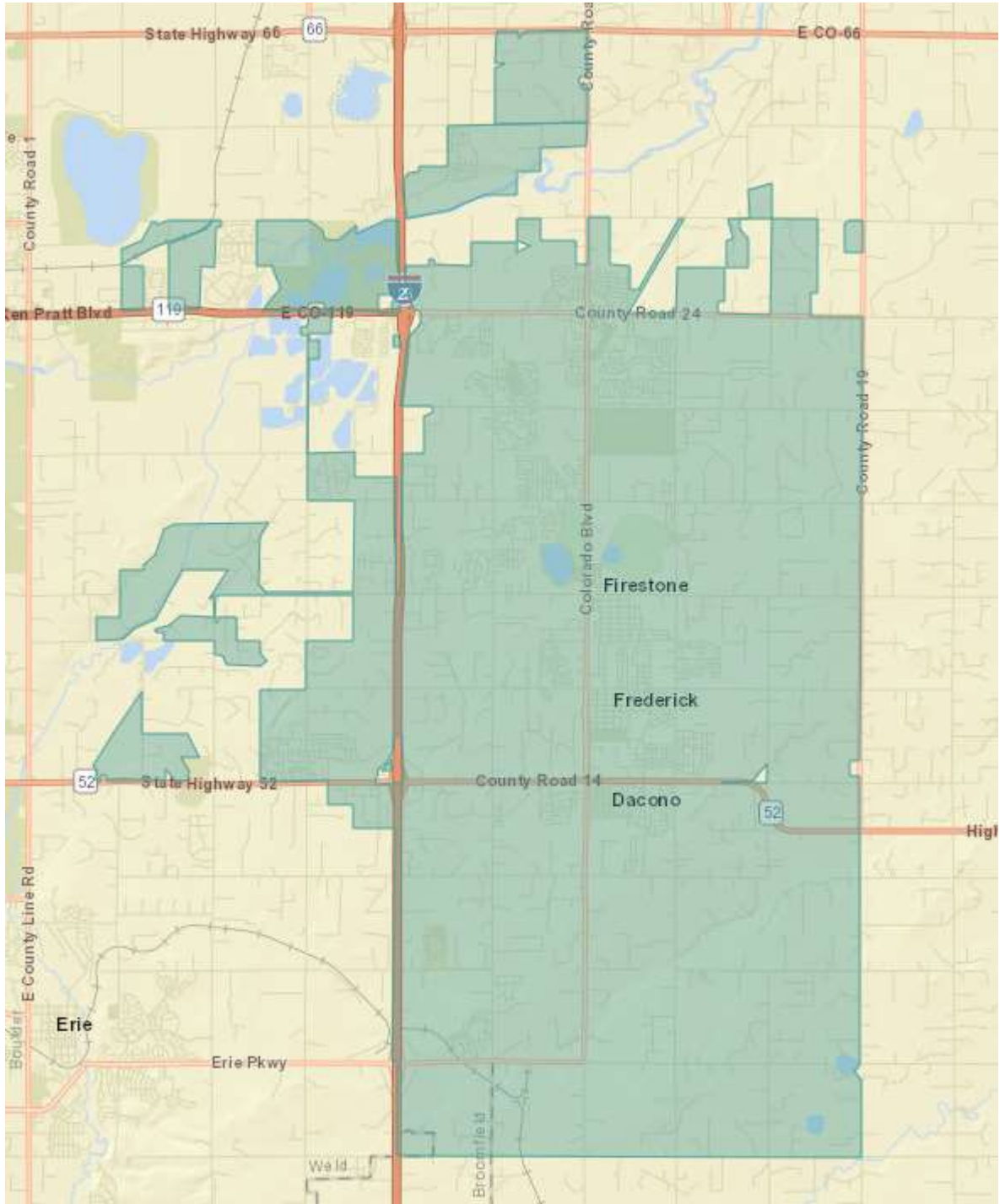
	2023	2024	2025
Administration	7.0	7.0	7.0
Programs	6.0	6.0	6.0
Facilities	8.0	6.0	7.0
Operations	10.0	10.0	10.0
Total	31.0	29.0	30.0

District Part Time Employee Breakdown

Department/Division	Number of Hours Requested	Full Time Equivalent
Administration	1,560	0.75
HR	1,560	0.75
Programs	20,380	9.80
Athletics	1,285	0.62
Gymnastics	11,466	5.51
Youth Programs & Kidzone	7,629	3.67
Facilities	34,429	16.55
Active Adults	5,843	2.81
Aquatics	22,448	10.79
Fitness & Wellness	6,138	2.95
Operations	9,055	4.35
Maintenance Services	768	0.37
Guest Services	8,287	3.98
Total	65,424	31.45

ORGANIZATIONAL SUMMARY

MAP OF THE CVPRD DISTRICT



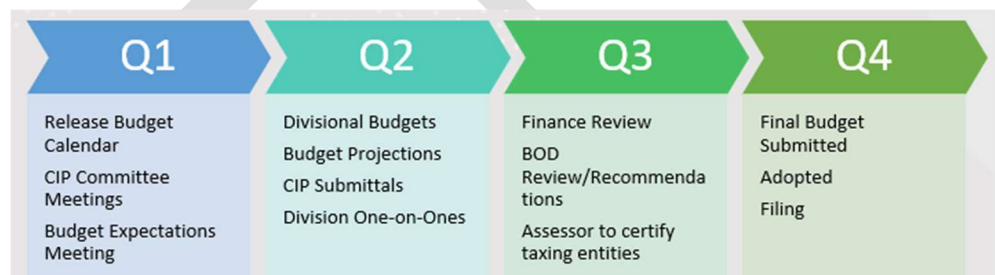
BUDGET PROCESS

The annual budget is a fiscal plan, which presents the services and programs that will be provided to the communities within the District, and the funds needed to perform these services and programs. The Carbon Valley Parks and Recreation District constructs its budget on a calendar year, as required by law.

The budget is prepared and adopted in a manner, in accordance with law, that adequately reflects the intent of the Board of Directors for the budget year. The budget is presented as a legislative document that, together with the related appropriation resolution, will represent the Board policy concerning the sources and uses of funds for the budgeted year.

BUDGET PROCESS

The budget process begins with the publication of a budget calendar during the beginning of March. From March until May, the Executive Director and Deputy Director work with staff to perform training and prepare for the budget process. The Deputy Director meets with each division to review current and prior year spending, in preparation for the upcoming budget submissions.



Division budgets are due back, along with new budget requests by the beginning of May. After review, the Deputy Director meets again with each division to review the coming year budget. Throughout the year a team of staff members meet to review and plan for current and upcoming Capital Improvement Projects and asset replacement programs.

By the end of August, the District received the Preliminary Certification of Valuation from Weld County. This document helps guide Finance on making the appropriate calculations for revenue projections in the next year.

At the beginning of October, a draft of the budget is submitted to the Board of Directors for review. A “Notice of Budget” is then published prior to October 15th, and a special board meeting is filed to receive the proposed budget. The following information is required:

- Detailed estimates of proposed expenditures for each division/program within the District
- Statements of the bonded and other indebtedness of the District
- Detailed estimates of all the estimated revenues of the District
- A statement of the estimated balance or deficit for the end of the current fiscal year
- An estimate of the amount of money to be raised from current and delinquent taxes
- Any other supporting information that is requested by the Board

BUDGET PROCESS

Budget Hearing and Adoption

A public hearing on the proposed budget shall be held before its final adoption at such time and place as the Board shall direct. Notice of such public hearing and notice that the proposed budget is on file in the Administration Office of the District shall be published in a newspaper that specifies the date, time and place of the budget hearing and that the complete proposed budget shall be on file for public inspection during regular administrative office hours.

The Board shall adopt the budget by resolution at least (5) working days before the final day established by law for the certification of the ensuing year's tax levy to the county.

State law requires the District to certify its property taxes and mill levy with its county by December 15th and the District's final budget be submitted by January 30th to the Department of Local Affairs.

BUDGET AMENDMENTS

After the budget is adopted, the approved budget can only be changed through a public hearing of a resolution amending the budget. Requests will be reviewed and determined based on availability of funding and needs of the District.



2025 BUDGET BY FUND

2025 BUDGET AS ADOPTED – SUMMARY

CARBON VALLEY PARKS & RECREATION DISTRICT

2025 Budget As Adopted - Summary

For the Years Ended and Ending December 31,

	2023 Actual	2024 Estimated	2025 Budget
Beginning Fund Balance	\$ 8,596,683	\$ 8,271,545	\$ 9,436,107
Revenues			
Property taxes	4,418,666	5,604,702	4,275,226
Specific ownership taxes	253,879	336,282	256,514
Conservation trust entitlement	283,516	250,000	250,000
Interest income	377,306	32,264	32,264
Other revenue	245,543	128,529	169,929
Programs revenue	806,015	750,966	796,654
Facilities revenue	194,183	281,318	293,949
Operations revenue	792,324	719,050	792,210
The Cove revenue	10,171	-	-
Total Revenues	<u>7,381,602</u>	<u>8,103,112</u>	<u>6,866,746</u>
Total funds available	<u>\$ 15,978,285</u>	<u>\$ 16,374,657</u>	<u>\$ 16,302,854</u>
Expenditures			
Administrative	1,526,078	1,980,607	1,878,607
Program	921,445	985,256	1,076,312
Facilities	982,021	1,189,643	1,326,620
Operations	1,214,938	1,350,376	1,400,122
The Cove	-	-	-
County treasurer's fees	66,525	123,303	94,055
Lease principal	130,000	135,000	140,000
Lease interest	80,115	75,864	71,450
Other expense	58,602	213,500	238,501
Contingency	-	50,000	50,000
Capital improvements	2,701,022	650,000	481,000
Conservation Trust Fund	25,994	185,000	475,000
Total expenditures	<u>7,706,740</u>	<u>6,938,550</u>	<u>7,231,667</u>
Ending fund balance	<u>\$ 8,271,545</u>	<u>\$ 9,436,107</u>	<u>\$ 9,071,187</u>
Restricted emergency reserves	230,770	230,770	192,437
Restricted Conservation Trust Fund	521,406	591,406	371,406
Assigned General Fund reserves	1,282,618	1,282,618	1,363,980
Assigned General Fund capital outlay	287,037	287,037	377,037
Assigned Fund Balance - CIP Fund	1,694,836	1,649,836	1,523,836
Non-Spendable General Fund balance	191,619	197,368	203,289
Undesignated General Fund balance	4,063,259	5,197,074	5,039,204
Total ending fund balance	<u>\$ 8,271,545</u>	<u>\$ 9,436,107</u>	<u>\$ 9,071,187</u>

2025 BUDGET BY FUND

SUMMARY OF GENERAL FUND FINANCIALS

The General Fund is the District's primary operating fund. It accounts for all financial resources of the general government, except those required to be accounted for in another fund.

CARBON VALLEY PARKS & RECREATION DISTRICT
General Fund
2025 Budget As Adopted
For the Years Ended and Ending December 31,

	2023 Actual	2024 Estimated	2025 Budget
Beginning Fund Balance	\$ 6,807,311	\$ 6,055,303	\$ 7,194,866
Revenues			
Administrative revenue			
Property taxes	4,418,666	5,604,702	4,275,226.15
Specific ownership taxes	253,879	336,282	256,513.57
Interest income	263,937	22,264	22,264.38
Other revenue	245,543	128,529	169,929.00
Programs revenue	806,015	750,966	796,654.37
Facilities revenue	194,183	281,318	293,949.00
Operations revenue	792,324	719,050	792,210.00
The Cove revenue*	10,171	-	-
Total Revenues	<u>6,984,716</u>	<u>7,843,112</u>	<u>6,606,746</u>
Total funds available	<u>\$ 13,792,027</u>	<u>\$ 13,898,415</u>	<u>13,801,612</u>
Expenditures			
Administrative	1,526,078	1,980,607	1,878,607
Programs	921,445	985,256	1,076,312
Facilities	982,021	1,189,643	1,326,620
Operations	1,214,938	1,350,376	1,400,122
The Cove*	-	-	-
County Treasurer's fees	66,525	123,303	94,055
Lease principal	130,000	135,000	140,000
Lease interest	80,115	75,864	71,450
Other expense	58,602	213,500	238,501
Total expenditures	<u>4,979,724</u>	<u>6,053,550</u>	<u>6,225,667</u>
Transfer out			
Transfer to CIP Fund	2,757,000	650,000	400,000
Total expenditures and transfers out requiring appropriation	<u>7,736,724</u>	<u>6,703,550</u>	<u>6,625,667</u>
Ending fund balance	<u>\$ 6,055,303</u>	<u>\$ 7,194,866</u>	<u>7,175,946</u>
Restricted for emergency reserves	\$ 230,770	\$ 230,770	192,437
Assigned for contingencies	1,282,618	1,282,618	1,363,980
Assigned for capital outlay	287,037	287,037	377,037
Non-spendable	191,619	197,368	203,289
Total reserve	<u>1,992,044</u>	<u>1,997,792</u>	<u>2,136,742</u>
Undesignated fund balance	<u>\$ 4,063,259</u>	<u>\$ 5,197,074</u>	<u>5,039,204</u>

*CVPRD will not be managing The Cove as of 2023

2025 BUDGET BY FUND

SUMMARY OF CONSERVATION TRUST FUND FINANCIALS

The Conservation Trust Fund is a Special Revenue Fund that is used to account for conservation trust revenues and expenditures incurred for eligible costs. Details can be found on page 49.

CARBON VALLEY PARKS & RECREATION DISTRICT Conservation Trust Fund 2025 Budget As Adopted For the Years Ended and Ending December 31,

	2023 Actual	2024 Estimated	2025 Budget
Beginning Fund Balance	\$ 236,900	\$ 521,406	\$ 591,406
Revenues			
Conservation trust entitlement	283,516	250,000	250,000
Interest income	26,984	5,000	5,000
Total Revenues	<u>310,500</u>	<u>255,000</u>	<u>255,000</u>
Total funds available	<u>\$ 547,400</u>	<u>\$ 776,406</u>	<u>\$ 846,406</u>
Expenditures			
Contingency	-	50,000	50,000
Gymnastics Remodel	-	50,000	425,000
Community Center Improvements	-	85,000	-
Weight Room Equipment	25,994	-	-
-	-	-	-
Total expenditures	<u>25,994</u>	<u>185,000</u>	<u>475,000</u>
Ending fund balance	<u>\$ 521,406</u>	<u>\$ 591,406</u>	<u>\$ 371,406</u>
Restricted Conservation Trust Fund	521,406	591,406	371,406
Total reserve	<u>\$ 521,406</u>	<u>\$ 591,406</u>	<u>\$ 371,406</u>

2025 BUDGET BY FUND

SUMMARY OF CAPITAL IMPROVEMENT PROJECTS FUND FINANCIALS

The Capital Improvement Projects Fund was established in 2018. This fund will be used to account for the design, construction and improvements of various individual projects of the District. More information about this fund can be found on page 50.

CARBON VALLEY PARKS & RECREATION DISTRICT
Capital Improvements Project Fund
2025 Budget As Adopted
For the Years Ended and Ending December 31,

	2023 Actual	2024 Estimated	2025 Budget
Beginning Fund Balance	\$ 1,552,472	\$ 1,694,836	\$ 1,649,836
Revenues			
Interest income	86,386	5,000	5,000
Total Revenues	<u>86,386</u>	<u>5,000</u>	<u>5,000</u>
Transfers			
Transfer from General Fund	2,757,000	650,000	400,000
Total Transfers	<u>2,757,000</u>	<u>650,000</u>	<u>400,000</u>
Total funds available	<u>\$ 4,395,858</u>	<u>\$ 2,349,836</u>	<u>\$ 2,054,836</u>
Expenditures			
Contingency		50,000	50,000
Capital improvements			
Gym/Senior Center - Remodel	-	-	-
Recreation Center - HVAC	-	500,000	100,000
Recreation Center - Water Slide Stairs Repair	-	150,000	-
Recreation Center - Front Entrance	680,889	-	-
Recreation Center - Improved Usage Feasibility	36,995	-	-
Recreation Center - New Sr. Center/Admin Renovation	1,940,142	-	-
Recreation Center - Pool Upgrades	-	-	75,000
Recreation Center - Parking Lot Sealing	-	-	130,000
Recreation Center - Kidzone Remodel	42,997	-	26,000
Recreation Center - Landscaping	-	-	150,000
Total expenditures	<u>2,701,022</u>	<u>700,000</u>	<u>531,000</u>
Total expenditures and transfers out requiring appropriation	<u>2,701,022</u>	<u>700,000</u>	<u>531,000</u>
Ending fund balance	<u>\$ 1,694,836</u>	<u>\$ 1,649,836</u>	<u>\$ 1,523,836</u>
Assigned Fund Balance - CIP Fund	<u>1,694,836</u>	<u>1,649,836</u>	<u>1,523,836</u>
Total reserve	<u>\$ 1,694,836</u>	<u>\$ 1,649,836</u>	<u>\$ 1,523,836</u>

2025 GENERAL FUND SUMMARY

2025 GENERAL FUND REVENUE SUMMARY

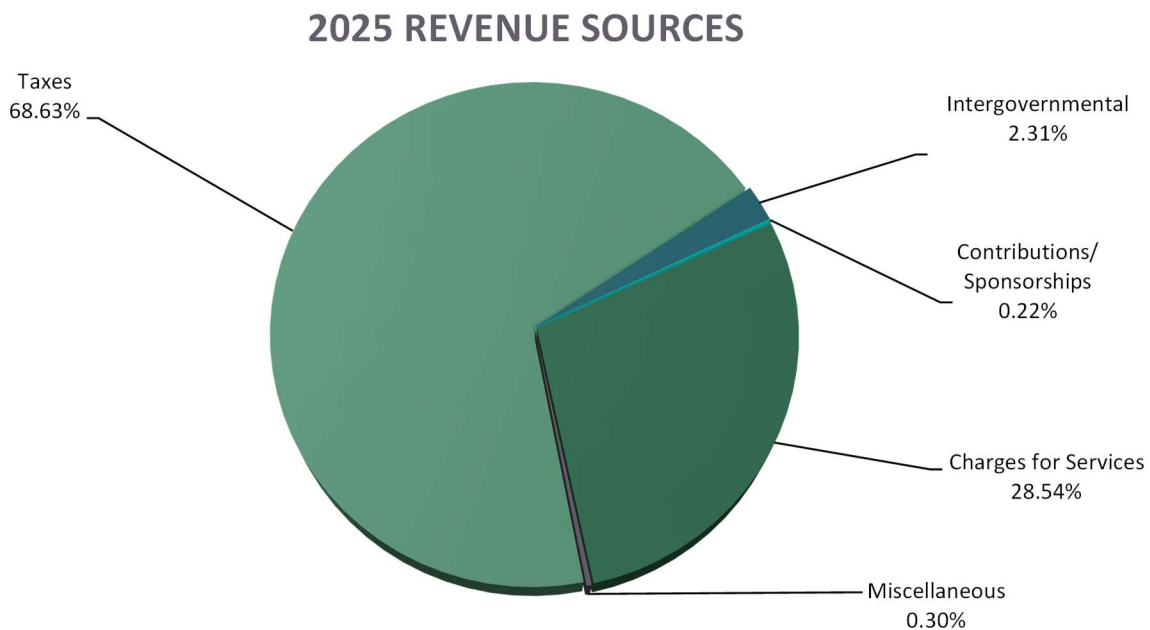
General Fund Revenues	2023 Actual	2024 Adopted	2025 Budget
Taxes			
General property tax	\$ 4,418,666	\$ 5,604,702	\$ 4,275,226
Specific ownership tax	253,879	336,282	256,514
Property tax interest	3,488	2,264	2,264
Total Taxes	4,676,032	5,943,249	4,534,004
Intergovernmental			
Intergovernmental Agreements	219,040	102,529	152,529
The Cove	10,171	-	-
Total Intergovernmental	229,210	102,529	152,529
Contributions/Sponsorships			
Contributions	47,582	2,650	2,650
Corporate Sponsorships	-	20,000	12,000
Total Contributions/Sponsorships	47,582	22,650	14,650
Charges for Services			
Program Revenue	667,575	692,445	774,675
Program Revenue - Contractual	82,571	79,905	52,859
Annual Passes	379,037	345,000	379,037
Quarterly Passes	104,973	90,000	104,972
Monthly Passes	(70)	-	-
Punch Passes	75,580	68,140	75,712
Drop in Fees	210,297	201,248	212,864
Corporate Passes	1,610	2,000	1,600
Rentals	82,787	79,576	67,697
Group Swim Instruction	73,398	87,477	87,477
Merchandise Sales	15,948	15,535	9,386
Other	77,737	93,358	119,284
Total Charges for Services	1,771,443	1,754,684	1,885,563
Miscellaneous			
Interest Income	260,449	20,000	20,000
Total Miscellaneous	260,449	20,000	20,000
Total General Revenues	\$ 6,984,716	\$ 7,843,112	\$ 6,606,746

2025 GENERAL FUND SUMMARY

General Fund

The General Fund accounts for money received from property taxes to the District and fees generated by the District. This fund accounts for all the operational activity in the District on a day-to-day basis. The general fund is broken down into categories departments and divisions. Most of the District's budget is developed, focused and reported on from the general fund.

The 2025 general fund revenues are projected to decrease 15.76% to \$6,606,746 from the 2024 budgeted revenues of \$7,843,112. The District's largest General Fund revenue sources are property taxes at 68.63% and charges for services at 28.54%.



Below are descriptions and highlights of the District's revenue sources:

Property Taxes

Property taxes are levied by the District's Board of Directors. The levy is based on assessed valuations determined by the County Assessor generally as of January 1 of each year. The levy is normally set by December 15 certification to the County Commissioners to put the tax lien on the individual properties as of January 1 of the following year. The County Treasurer collects the determined taxes during the ensuing calendar year. The taxes are payable by April or, if in equal installments, at the taxpayer's election, in February and June. Delinquent taxpayers are notified in August and generally sales of the tax liens on delinquent properties are held in November or December. The County Treasurer remits the taxes collected monthly to the District.

There was a significant decrease in property tax funds from 2024 to 2025 which is largely due to the decrease in oil and gas tax assessments for 2025. The assessment for oil and gas decreased 57% from 2024 to 2025, in 2024 oil and gas made up 50% of the property tax revenue the District received in 2024.

2025 GENERAL FUND SUMMARY

Due to this the District's revenue will have a large decrease even though residential assessment rates went up slightly by about 2%.

For collection year 2025, the District's adopted a mill levy of 4.427 for operations.

Specific Ownership Taxes

Specific ownership taxes are set by the State and collected by the County Treasurer, primarily on vehicle licensing within the County as a whole. The specific ownership taxes are allocated by the County Treasurer to all taxing entities within the County. The forecast assumes that the District's share will be equal to approximately 6.0% of the property taxes collected.

Net Investment Income

For interest earned on property tax, the District's available funds has been estimated based on an average interest rate of approximately 0.05%.

For interest earned on all other available funds, the District estimates an average interest rate of approximately 1.00% with an average daily balance of \$2M.

Charges for Services

Guest service, facility and program revenues are collected from the users of the recreation facilities and programs. These revenues include access to the recreation center as well as for participation in classes and programs provided by the District. In 2025, Charges for Services total \$1,885,563 this is a 7.46% increase from 2024.

Intergovernmental Agreements

Intergovernmental agreements or IGA's are agreements between the District and other local governments. The District currently has several IGA's that are described on page 56.

Contributions/Sponsorships

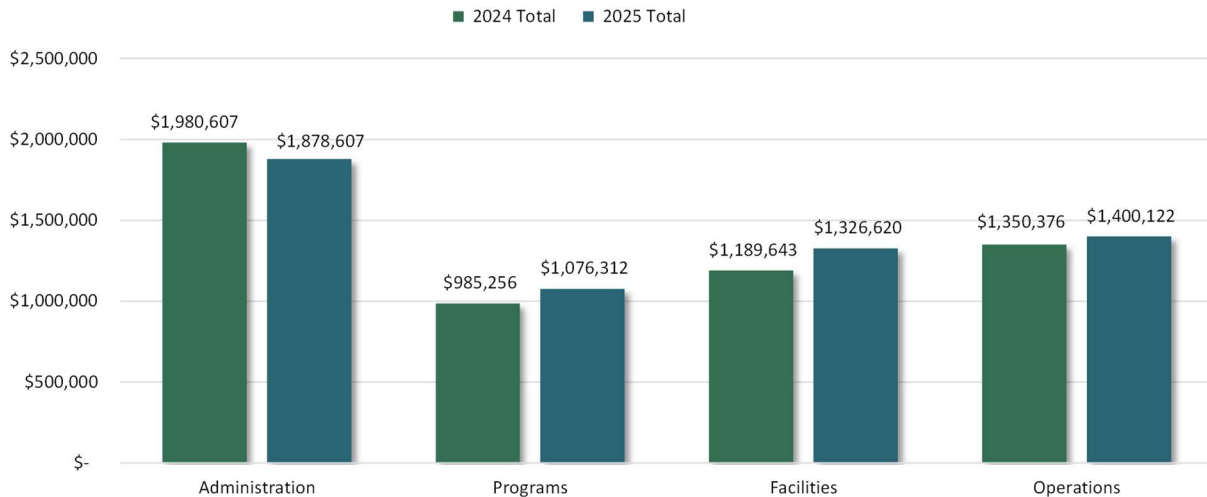
Contributions and sponsorships are received through partnerships with local businesses and organizations who pay for advertising space, promotions, or to support specific programs through the recreation center.

2025 GENERAL FUND SUMMARY

2025 GENERAL FUND EXPENDITURE SUMMARY

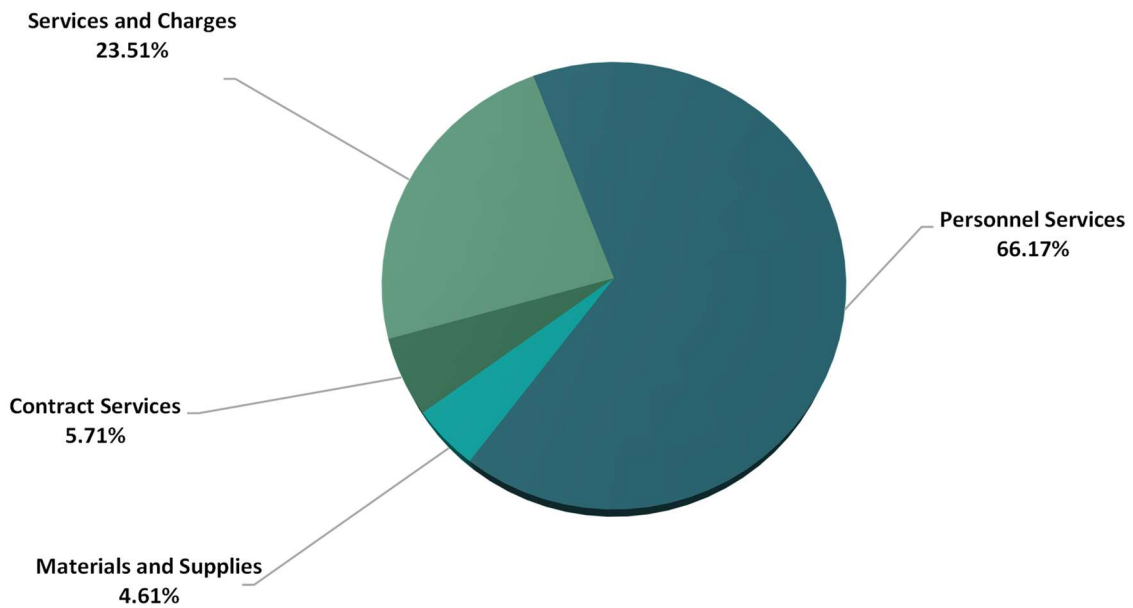
General Fund Expenses	Personnel Services	Materials and Supplies	Contract Services	Services and Charges	Total
Administration	\$ 1,135,915	\$ 41,400	\$ 167,130	\$ 534,162	\$ 1,878,607
Programs	843,447	100,350	59,908	72,607	\$ 1,076,312
Facilities	1,195,547	70,540	2,400	58,133	\$ 1,326,620
Operations	796,724	74,950	125,792	402,656	\$ 1,400,122
County Treasurer's Fee	-	-	-	94,555	\$ 94,555
Lease					
Principal	-	-	-	140,000	\$ 140,000
Interest	-	-	-	71,450	\$ 71,450
Other Leases	-	-	-	1	\$ 1
Market/Merit Increases	148,000	-	-	-	\$ 148,000
Capital Outlay	-	-	-	90,000	\$ 90,000
Total	\$ 4,119,633	\$ 287,240	\$ 355,230	\$ 1,463,564	\$ 6,225,667

CHANGE IN GENERAL FUND EXPENDITURES BY YEAR

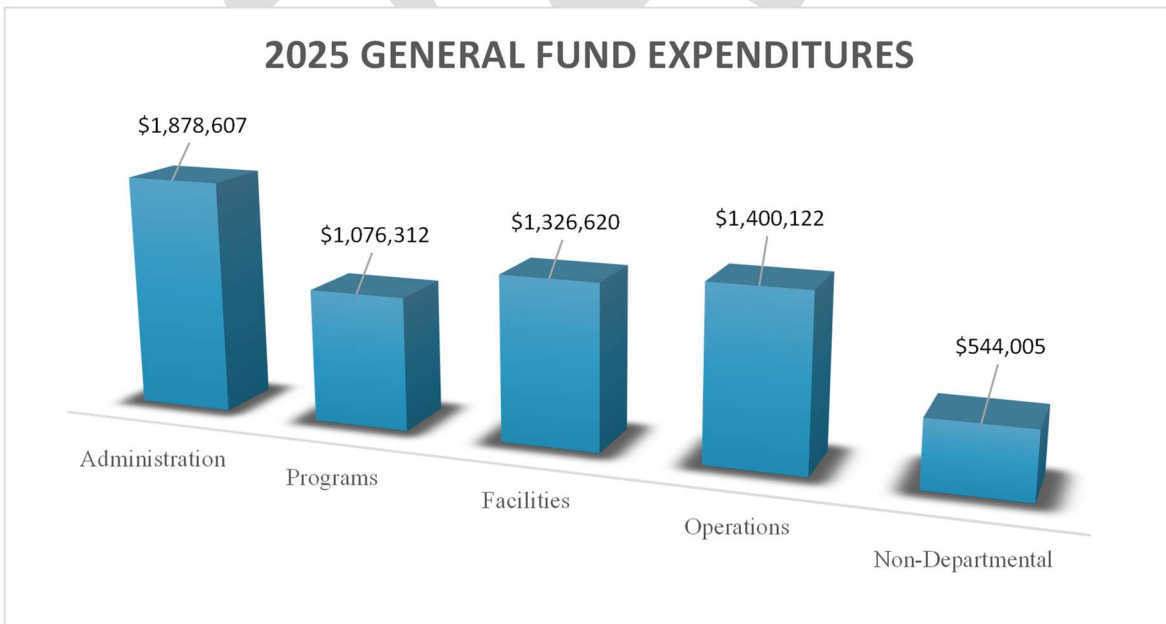


2025 GENERAL FUND SUMMARY

2025 GENERAL FUND EXPENDITURE BY TYPE



The District's General Fund consists of five Departments: Administration, Programs, Facilities, Operations, and Non-Departmental.



2025 GENERAL FUND SUMMARY

Administration

The Administration Department is made up of the Administration, Finance, Human Resources, Marketing and Communications, Special Events and Information Technology Divisions. The department is responsible for all administration duties of the District. Expenditures include the estimated services necessary to maintain the District's administrative viability such as staffing, legal, management, accounting, insurance and Board expenses.

- In 2025, the Administration Department's expenditure budget decreased 5.15% to \$1,878,607 from the 2024 budget of \$1,980,607. The decrease is primarily due to a decrease in election expenses planned for 2025, the District put together a bond initiative in 2024. In 2025 the District will only have a board election which is less expensive than a bond initiative election.
- The Administration Department will have an increase in personnel services of 6.92% to \$1,135,915. This is mainly due to the increase in benefits offered by the District, medical insurances costs increased for 2024-2025. The District also provided all full-time staff with a cost-of-living increase in 2024 which affected all departments personnel services expenditures.
- The Materials and Supplies expenditure budget includes operating supplies, office supplies, employee uniforms, computer replacement and printer/copier supplies. The total estimate for Materials and Supplies is \$41,400 for 2025. This amount decreased by 13.48% from \$47,850 in 2024. This change is due to a change in how the District tracked employee uniform expenses. Part of those expenses have now been moved to each department so the expenses can be tracked more effectively
- Contract Services includes professional legal, accounting, human resource services, marketing services, IT services, and financial services utilized by the District. In 2025, the District has budgeted \$167,130. This is a 1.61% decrease from the 2024 budget of \$169,860. This decrease is due to a small change in the amount needed for legal services, more was set aside in 2024 with assistance for the 2024 bond initiative.
- Services and Charges include travel and meeting expenses, professional development and training expenses, employee appreciation expenses, and election expenses. The total expenditure budget for Services and Charges in the Administration Department is estimated at \$534,162 in 2025. This amount decreased by 23.75% from \$700,511 in 2024. This increase is due to the decrease in election expenses as the District had an initiative on the ballot in 2024.

2025 GENERAL FUND SUMMARY

Programs

The Programs Department is comprised of Athletics Programs, Gymnastics Programs, Youth Programs, and BMX. The Programs Department is responsible for all coordination and administration of programs within these areas.

- The 2025 estimated expenditure budget for the Programs Department is \$1,076,312. This is an increase of 8.46% over the 2024 budget of \$985,256.
- In 2024, Personnel Services increased 9.73% from \$768,664 in 2024 to \$843,447 in 2025. This increase is due to staff cost of living increases along with minimum wage increase for 2025.
- For 2025, the estimated Materials and Supplies budget for the Programs Department is \$100,350 increasing 29.87%. This amount includes equipment and supplies that are needed to run the programs provided by the District. This amount makes up the largest increase in the department due to some pieces of large equipment that the athletics division will be purchasing. It also includes the change in where our employees' uniforms are being allocated this was noted in the Administration Department section.
- Contract Services decreased 5.11% in 2025 to \$59,908 compared to \$63,131 in 2024. This decrease is due to a reduction in some contracted programs and new partnerships with other contractors.
- Services and Charges decreased to \$72,607 in 2025 from the 2024 budget of \$76,189. The decrease is due to less merchandise expenses in the gymnastics program. Most other items are staying close to the 2024 budget.

Facilities

The Facilities Department consists of Active Adults, Aquatics, and Fitness and Wellness. The Facilities Department is responsible for coordinating and administering programs and services within these areas.

- The Facilities Department's expenditure budget in 2025 is estimated at \$1,326,620 an 11.51% increase from the 2024 budget of \$1,189,643.
- Personnel Services expenditures will be \$1,195,547 in 2025, a 10.64% increase compared to the 2024 budget of \$1,080,606. The increase is due to two additional part time positions in fitness and active adults along with an increase in minimum wage for 2025.
- For 2024, the estimated Materials and Supplies budget for the Facilities Department is \$70,540, which is a 23.88% increase. This amount includes equipment and supplies that are needed to run the divisions within the Facilities Department. The increase is due to new furniture needed for some office spaces along with equipment replacements that are needed in aquatics and active adults.
- Contract Services expenditures are estimated to stay at the same level for 2025 at \$2,400.

2025 GENERAL FUND SUMMARY

- For 2025, the estimated Services and Charges budget for the Facilities Department is \$58,133, a 16.97% increase from the 2024 budget of \$49,697. This increase is due to licensing fees for the aquatics lifeguard and swim lesson programs along with some increase program expenses for active adults as they see increase participation.

Operations

This Operations Department consists of Maintenance Services, Custodial Services, and Guest Services. This includes all building and park maintenance along with guest service, cash management, and customer relations functions.

- In 2025, the Department plans to expend \$1,400,122, a 3.68% increase from \$1,350,376 in 2024.
- The 2025 expenditure budget for Personnel Services is estimated to increase to \$796,724. This will be an increase of 6.70% when compared to 2024. The increase is due to minimum wage increase for 2025 and due to the pay rate adjustments to certain positions to be more in line with industry standards.
- The Materials and Supplies budget decreased 32.59% to \$74,950 in 2025 from \$111,190 in 2024. This decrease is due to having new equipment needed for the Community Center budgeted in 2024, those expenses were one time leading to less expenses in 2025.
- Contract Services for the Operations Department will increase to \$125,792 in 2025 from \$119,300 in 2024. The increase is in large part due to an increase in custodial contract costs as well as increased cost of other maintenance service contracts.
- For 2025 the Services and Charges expenditures are budgeted for \$402,656. This is a 7.91% increase from 2024 which was \$373,178. This increase is due to the rising costs of most of the utilities that are budgeted for in the maintenance services budget.

Non-Departmental

The Non-Departmental department is a budgeted department for all expenditures that do not fall under any specific department. This includes property tax expenditures, merit/market budgeted increases, and General Fund principal and interest expenditures.

- In 2025, the total Non-Departmental expenditure budget is \$544,005. This includes all leases, County Treasurer's fee and the market/merit increase.
- In 2025, the County Treasurer's fee of \$94,555 is anticipated to decrease from the prior year amount of \$123,303. This is due to the decrease in property tax revenue as it is a percentage of property tax revenue.
- In 2025, the District will only have one remaining capital lease. This is for the 2022 Building Lease. More information about this lease can be found on page 27. A debt schedule for this lease can be found in the Appendix on page 52.

2025 GENERAL FUND SUMMARY

- The District is planning one capital outlay purchase in 2025, this would be a new bus for the Active Adults program that will be \$90,000.
- The market/merit increase account will be funded with \$148,000 in 2025. This is a decrease from the prior year budget of \$35,000. The market/merit increase amount is utilized to give full and part-time staff pay increases for either market adjustments or for merit awards.



2025 GENERAL FUND SUMMARY

CAPITAL LEASES

The District currently has one capital lease that is paid out of the General Fund for the 2022 building lease. In 2022, the District refinanced the 2009 Building Lease to pay for the renovation of the previous Firestone Town Hall building. This renovation will become the new Community Center for the District. Below are the 2025 principal and interest payments that will be due:

	Total Principal Due	Total Interest Due	Total Payment 2025
2022 Building Lease	\$ 140,000	\$ 71,450	\$ 211,450
	\$ 140,000	\$ 71,450	\$ 211,450

2022 Building Lease

On August 29, 2022, the District entered into a lease agreement with Truist Bank for the purpose of financing the construction and installation of a Community Center. Under the Agreement, the District agrees to sublease the Gymnastics building. The lease was capitalized in the amount of \$2,450,000 and bears interest at a rate of 3.27%. The District is required to make annual payments due on December 1, beginning on December 1, 2022, and ending on December 1, 2037.

Payment schedules can be found, starting on page 52.



GENERAL FUND TRANSFERS

In 2018, the District created a Capital Improvements Project (CIP) Fund. This fund will support and track the projects carried out by the District. The General Fund will transfer \$400,000 from the 2025 budget.

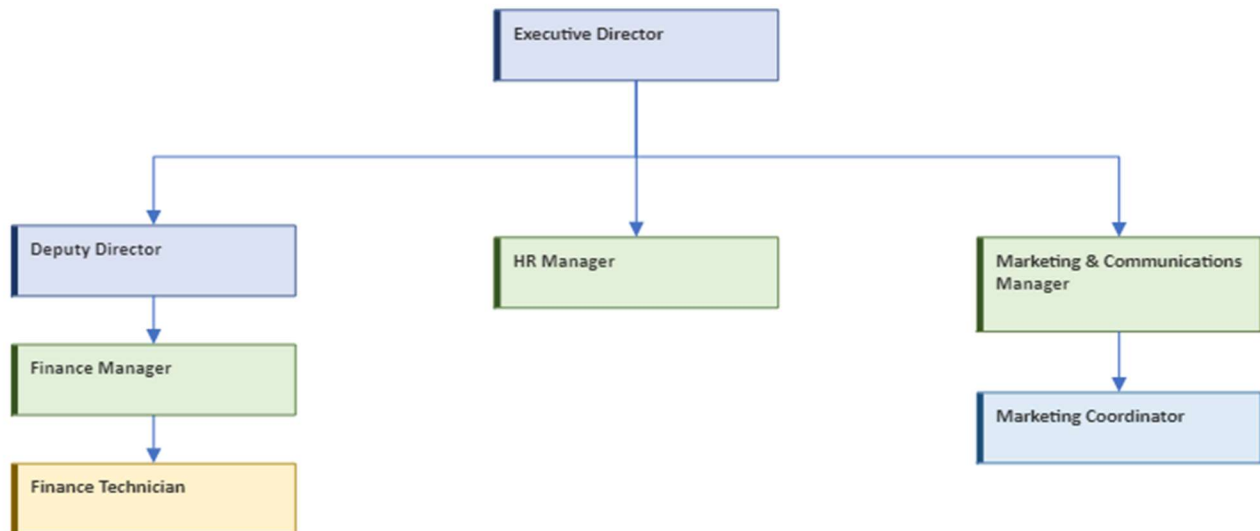
ADMINISTRATION

ADMINISTRATION DEPARTMENT SUMMARY

The Administration Department is made up of the Administration Division, Finance, Human Resources, Marketing and Communications, Special Events and Information Technology. The department is responsible for all administration duties of the District.

Administration Department Goals:

- Financial stewardship
- Capital Improvement Projects Plan coordination
- Invest funds
- Prepare District budget
- Manage annual audit
- Provide strategic financial analysis and planning
- Identify and satisfy the needs of individuals
- To achieve and maintain high morale among employees
- Attain higher retention rates
- Improve awareness of the District
- Increase CVPRD's online presence and web traffic
- Reach new customers



ADMINISTRATION

Department Revenues Summary

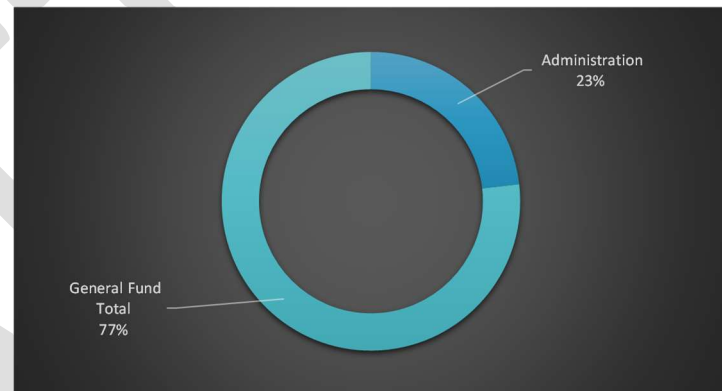
Administration Department

Revenue	2023 Actual	2024 Adopted	2025 Budget
General Fund Revenues	\$ 17,292	\$ 25,100	\$ 16,500
Total Revenues	\$ 17,292	\$ 25,100	\$ 16,500

Department Expenditures by Division

Administration Exp by Division

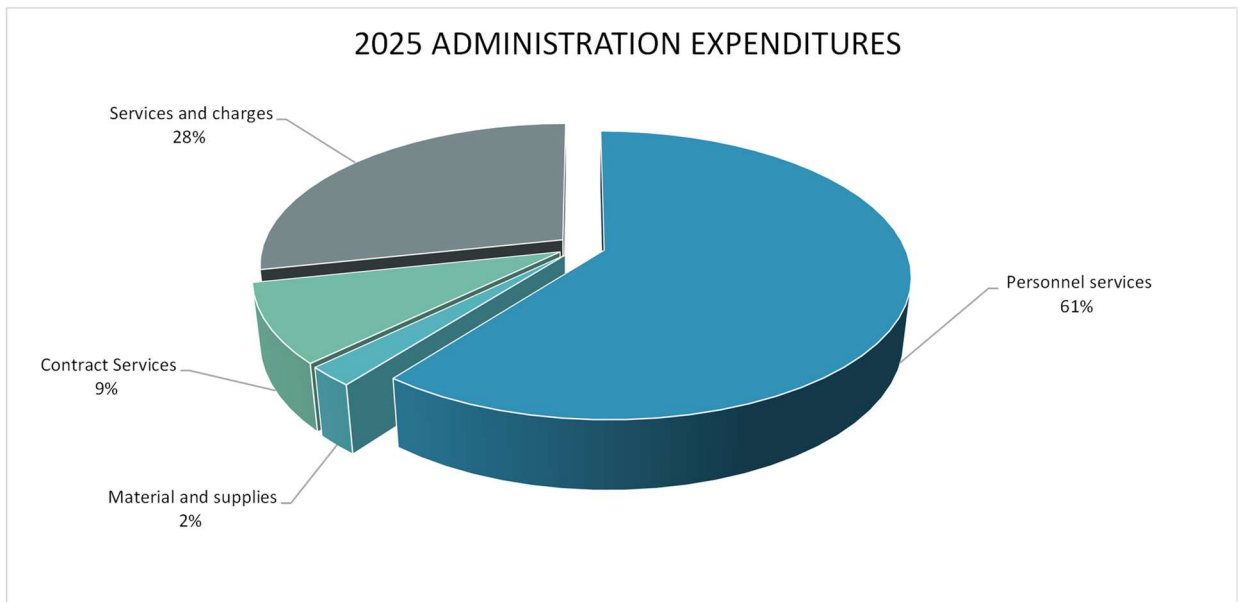
	2025 Budget
Administration	\$ 760,857
Finance	234,655
Human Resources	417,385
Marketing & Communications	214,800
Special Events	12,500
Information Technology	238,410
Administration	\$ 1,878,607



Department Expenditures by Classification

Expenditures	2023 Actual	2024 Adopted	2025 Budget
Personnel services	\$ 922,151	\$ 1,062,386	\$ 1,135,915
Material and supplies	30,957	47,850	41,400
Contract Services	122,008	169,860	167,130
Services and charges	450,962	700,511	534,162
Total Expenditures	\$ 1,526,078	\$ 1,980,607	\$ 1,878,607

ADMINISTRATION



ADMINISTRATION DIVISION

Division Expenditures - Detailed Summary

Expenditures	2023 Actual	2024 Adopted	To 7/31	2025 Budget
Personnel services	\$ 300,568	\$ 339,207	\$ 188,767	\$ 380,857
Material and supplies	8,444	6,500	4,263	7,500
Contract Services	27,590	45,000	-	49,500
Services and charges	280,280	502,289	299,501	323,000
Total Expenditures	\$ 616,882	\$ 892,996	\$ 492,531	\$ 760,857

FINANCE DIVISIONS

Division Expenditures - Detailed Summary

Expenditures	2023 Actual	2024 Adopted	To 7/31	2025 Budget
Personnel services	\$ 204,841	\$ 202,803	\$ 122,149	\$ 176,225
Material and supplies	669	1,500	691	1,500
Contract Services	11,830	18,000	10,900	15,000
Services and charges	37,383	38,930	24,883	41,930
Total Expenditures	\$ 254,723	\$ 261,233	\$ 158,623	\$ 234,655

ADMINISTRATION

HUMAN RESOURCE DIVISION

Division Expenditures - Detailed Summary

Expenditures	2023 Actual	2024 Adopted	To 7/31	2025 Budget
Personnel services	\$ 277,734	\$ 360,423	\$ 158,492	\$ 407,185
Material and supplies	135	700	958	700
Contract Services	298	10,000	3,101	5,000
Services and charges	3,269	3,500	3,850	4,500
Total Expenditures	\$ 281,436	\$ 374,623	\$ 166,401	\$ 417,385

MARKETING & COMMUNICATIONS DIVISION

Division Revenue – Detailed Summary

Revenues	2023 Actual	2024 Adopted	To 7/31	2025 Budget
Other Revenue	\$ -	\$ 20,000	\$ -	\$ 12,000
Total Revenues	\$ -	\$ 20,000	\$ -	\$ 12,000

Division Expenditures - Detailed Summary

Expenditures	2023 Actual	2024 Adopted	To 7/31	2025 Budget
Personnel services	\$ 139,008	\$ 159,953	\$ 96,085	\$ 171,648
Material and supplies	8,577	12,150	7,760	5,700
Contract Services	6,817	12,860	5,885	6,670
Services and charges	3,453	28,722	15,936	30,782
Total Expenditures	\$ 157,855	\$ 213,685	\$ 125,666	\$ 214,800

ADMINISTRATION

SPECIAL EVENTS DIVISION

Division Revenue – Detailed Summary

Revenues	2023 Actual	2024 Adopted	To 7/31	2025 Budget
Charges for Services	\$ 2,458	\$ 5,100	\$ -	\$ 4,500
Total Revenues	\$ 2,458	\$ 5,100	\$ -	\$ 4,500

Division Expenditures - Detailed Summary

Expenditures	2023 Actual	2024 Adopted	To 7/31	2025 Budget
Services and charges	\$ 4,321	\$ 13,720	\$ 90	\$ 12,500
Total Expenditures	\$ 4,321	\$ 13,720	\$ 90	\$ 12,500

INFORMATION TECHNOLOGY DIVISION

Division Expenditures - Detailed Summary

Expenditures	2023 Actual	2024 Adopted	To 7/31	2025 Budget
Material and supplies	13,132	27,000	10,060	26,000
Contract Services	75,474	84,000	44,014	90,960
Services and charges	122,255	113,350	74,127	121,450
Total Expenditures	\$ 210,862	\$ 224,350	\$ 128,201	\$ 238,410

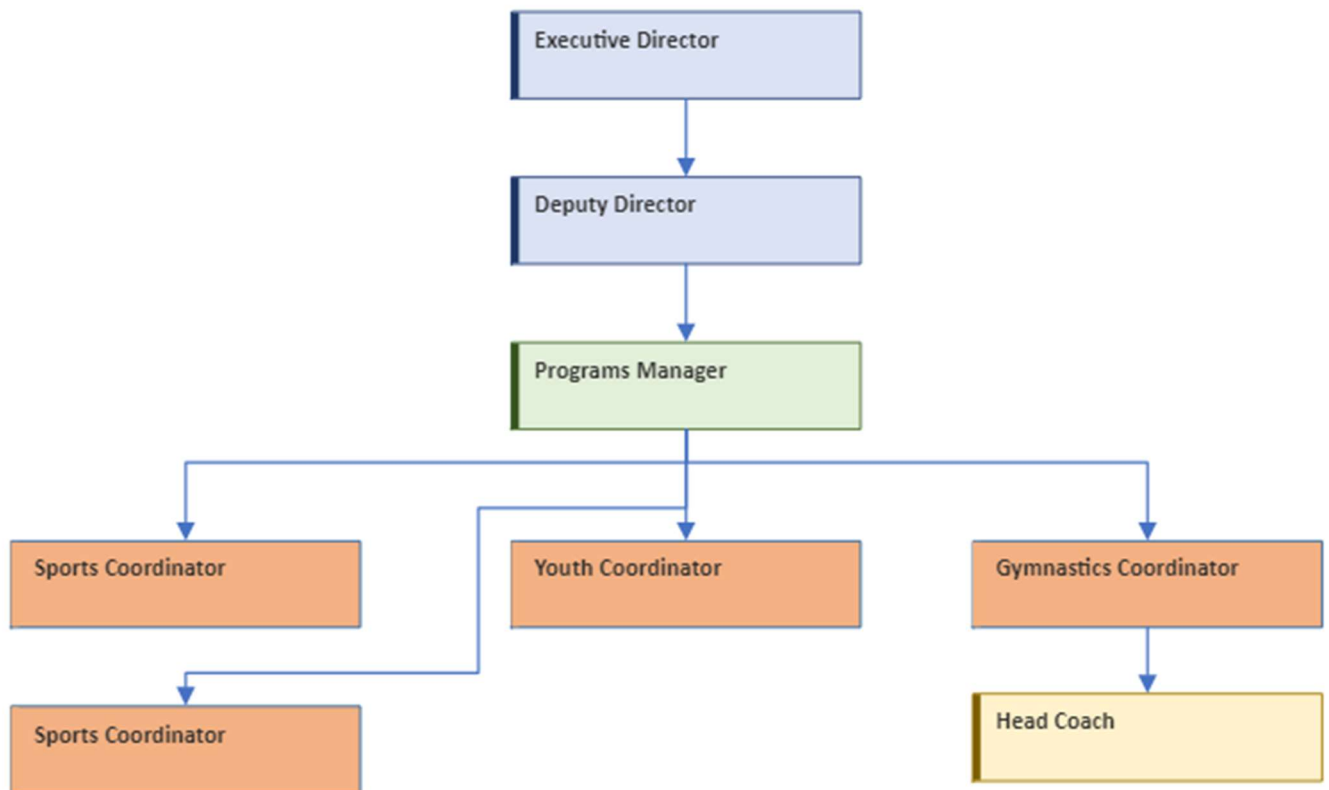
PROGRAMS

PROGRAMS DEPARTMENT SUMMARY

The Programs Department is comprised of Programs Administration, Athletics Programs, Gymnastics Programs, BMX, Youth Programs, and Kidzone. The Programs Department is responsible for all coordination and administration of programs within these areas.

Department Goals:

- Learning fundamentals and basic program-specific skills and establishing building blocks for overall development.
- Create opportunities for the community to connect and build relationships through programs and services.
- Provide quality facilities to foster fun and active engagement.
- Encourage an active lifestyle by fostering positive behaviors and actions.
- Increase the quality and quantity of programs offered for the community by researching community needs, staying current with local and national trends, being resourceful with available programable space, and receiving community feedback.

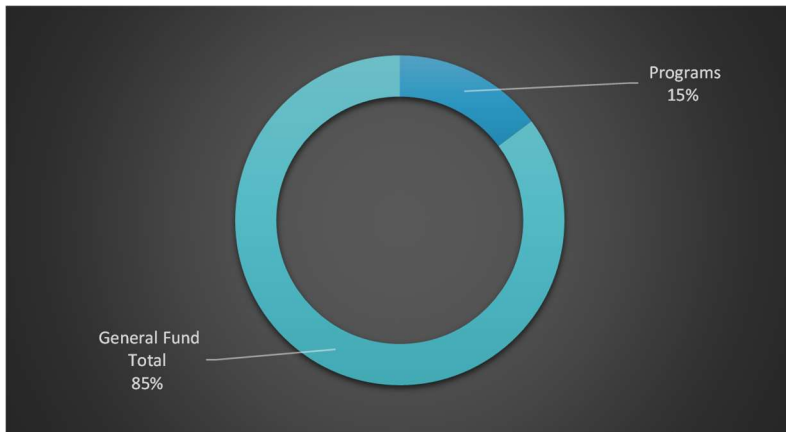


PROGRAMS

Department Revenues Summary

Revenues	2023 Actual	2024 Adopted	2025 Budget
General Fund Revenues	\$ 806,015	\$ 750,966	\$ 796,654
Total Revenues	\$ 806,015	\$ 750,966	\$ 796,654

Department Expenditures by Division

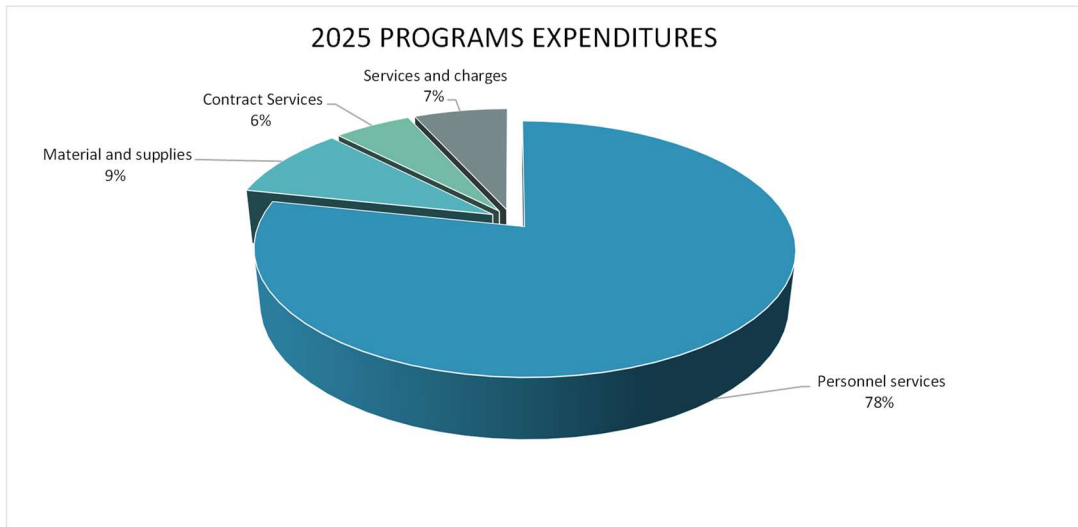


	2025 Budget
Program Administration	\$ 111,002
Athletics	364,830
BMX	775
Gymnastics	361,442
Youth Programs	238,263
Programs	\$ 1,076,312

Department Expenditures by Classification

Expenditures	2023 Actual	2024 Adopted	2025 Budget
Personnel services	\$ 723,754	\$ 768,664	\$ 843,447
Material and supplies	66,885	77,272	100,350
Contract Services	59,109	63,131	59,908
Services and charges	71,696	76,189	72,607
Total	\$ 921,445	\$ 985,256	\$ 1,076,312

PROGRAMS



PROGRAM ADMINISTRATION DIVISION

Division Expenditures - Detailed Summary

Expenditures	2023 Actual	2024 Adopted	To 7/31	2025 Budget
Personnel services	\$ 101,708	\$ 102,264	\$ 60,853	\$ 109,002
Materials and supplies	\$ -	\$ -	\$ -	\$ 2,000
Total Expenditures	\$ 101,708	\$ 102,264	\$ 60,853	\$ 111,002

PROGRAMS

ATHLETICS DIVISION

Division Revenue – Detailed Summary

Revenues	2023 Actual	2024 Adopted	To 7/31	2025 Budget
Charges for Services	\$ 21,753	\$ 30,750	\$ 5,466	\$ -
Program Revenue	\$ 231,234	\$ 266,499	\$ 168,362	\$ 272,061
Other Revenue	\$ 1,640	\$ 1,578	\$ -	\$ 1,740
Total Revenues	\$ 254,627	\$ 298,827	\$ 173,828	\$ 273,801

Division Expenditures - Detailed Summary

Expenditures	2023 Actual	2024 Adopted	To 7/31	2025 Budget
Personnel services	\$ 157,522	\$ 164,875	\$ 97,594	\$ 179,093
Material and supplies	56,428	61,630	48,499	83,152
Contract Services	42,719	56,076	39,288	54,443
Services and charges	25,507	20,960	18,749	48,142
Total Expenditures	\$ 282,176	\$ 303,541	\$ 204,130	\$ 364,830

GYMNASTICS DIVISION

Division Revenue – Detailed Summary

Revenues	2023 Actual	2024 Adopted	To 7/31	2025 Budget
Charges for Services	\$ 38,820	\$ 33,848	\$ 18,000	\$ 39,926
Program Revenue	\$ 319,503	\$ 268,965	\$ 192,540	\$ 327,661
Other Revenue	\$ 11,455	\$ 14,815	\$ 9,210	\$ 31,928
Total Revenues	\$ 369,778	\$ 317,628	\$ 219,750	\$ 399,515

Division Expenditures - Detailed Summary

Expenditures	2023 Actual	2024 Adopted	To 7/31	2025 Budget
Personnel services	\$ 293,825	\$ 294,622	\$ 194,704	\$ 338,769
Material and supplies	6,711	6,476	384	6,553
Services and charges	11,434	18,840	19,513	16,120
Total Expenditures	\$ 311,970	\$ 319,938	\$ 214,601	\$ 361,442

PROGRAMS

YOUTH PROGRAMS DIVISION

Division Revenue – Detailed Summary

Revenues	2023 Actual	2024 Adopted	To 7/31	2025 Budget
Charges for Services	\$ 759	\$ 900	\$ 680	\$ 2,920
Program Revenue	\$ 146,228	\$ 129,773	\$ 101,964	\$ 120,418
Grant Revenue	\$ 22,598	\$ -	\$ -	\$ -
Total Revenues	\$ 169,586	\$ 130,673	\$ 102,644	\$ 123,338

Division Expenditures - Detailed Summary

Expenditures	2023 Actual	2024 Adopted	To 7/31	2025 Budget
Personnel services	\$ 109,387	\$ 206,903	\$ 109,305	\$ 216,583
Material and supplies	3,253	8,830	6,520	8,645
Contract Services	6,390	7,055	6,815	5,465
Services and charges	5,338	7,143	1,836	7,571
Total Expenditures	\$ 124,368	\$ 229,931	\$ 124,475	\$ 238,263

BMX

Division Revenue – Detailed Summary

Revenues	2023 Actual	2024 Adopted	To 7/31	2025 Budget
Program Revenue	\$ 10,000	\$ -	\$ -	\$ -
Total Revenues	\$ 10,000	\$ -	\$ -	\$ -

Division Expenditures - Detailed Summary

Expenditures	2023 Actual	2024 Adopted	To 7/31	2025 Budget
Contract Services	\$ 10,000	\$ -	\$ -	\$ -
Services and charges	1,775	700	(1,630)	775
Total Expenditures	\$ 11,775	\$ 700	\$ (1,630)	\$ 775

FACILITIES

FACILITIES DEPARTMENT SUMMARY

The Facilities Department consists of Facilities Administration, Active Adults, Aquatics, and Fitness and Wellness. The Facilities Department is responsible for coordinating and administering programs and services within these areas.

The Active Adults Division aspires to provide exceptional community-based programs for older adults while fostering engagement and well-being in the community.

- Creating welcoming opportunities for socialization while building meaningful relationships that foster mental and physical health through daily activities and fitness.

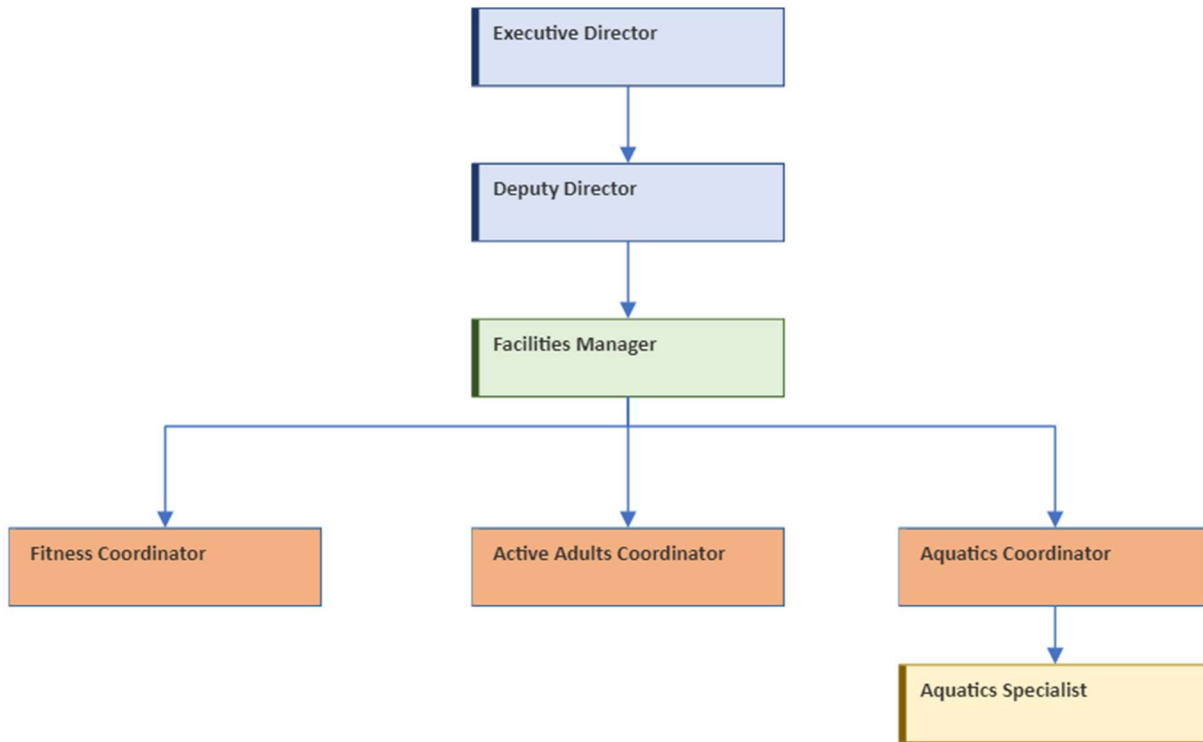
The Aquatics Division aspires to deliver a safe and enjoyable experience in and around the aquatic environment through both recreational and organized swimming for the community we serve through:

- Creating opportunities for patrons to enhance life and water safety skills.
- Engaging the community and encouraging play in an aquatic environment.
- Increasing opportunities for patrons to participate in non-impact fitness and activities.
- Offering the community, a safe aquatic environment with certified lifeguards and swim instructors.

The Fitness and Wellness Division aspires to positively impact our community and surrounding areas by providing the highest quality experience with safe, effective, and fun fitness programs through:

- Enhancing the quality of life in our community by offering a variety of health, fitness and wellness services.
- Creating a healthier, happier, and positive community atmosphere.

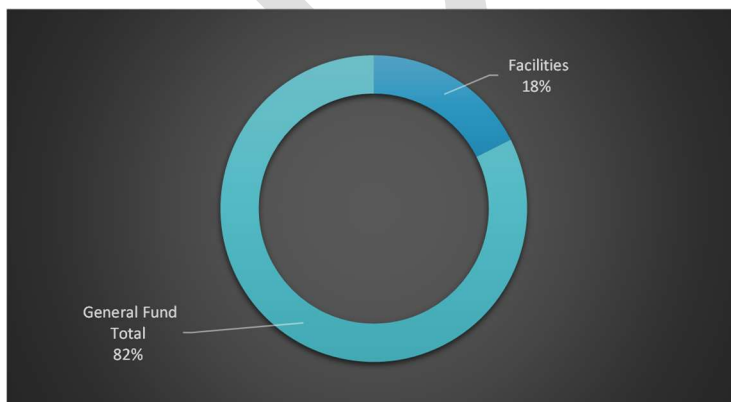
FACILITIES



Department Revenues Summary

Revenues	2023 Actual	2024 Adopted	2025 Budget
General Fund Revenues	\$ 194,183	\$ 281,318	\$ 293,949
Total Revenues	\$ 194,183	\$ 281,318	\$ 293,949

Department Expenditures by Division



	2025 Budget
Facilities Administration	\$ 123,510
Active Adults	217,615
Aquatics	722,299
Fitness and Wellness	263,196
Facilities	\$ 1,326,620.19

FACILITIES

Department Expenditures by Classification

Expenditures	2023 Actual	2024 Adopted	2025 Budget
Personnel services	\$ 897,901	\$ 1,080,606	\$ 1,195,547
Material and supplies	52,919	56,940	70,540
Contract Services	2,990	2,400	2,400
Services and charges	24,363	47,047	55,483
Grant Expense	3,848	2,650	2,650
Total Expenditures	\$ 982,021	\$ 1,189,643	\$ 1,326,620.19



FACILITIES

FACILITIES ADMINISTRATION DIVISION

Division Expenditures - Detailed Summary

Expenditures	2023 Actual	2024 Adopted	To 7/31	2025 Budget
Personnel services	\$ 108,370	\$ 108,322	\$ 65,207	\$ 116,510
Services and charges	-	-	-	7,000
Total Expenditures	\$ 108,370	\$ 108,322	\$ 65,207	\$ 123,510

ACTIVE ADULTS DIVISION

Division Revenue – Detailed Summary

Revenues	2023 Actual	2024 Adopted	To 7/31	2025 Budget
Grant Revenue	\$ 7,650	\$ 2,650	\$ 7,850	\$ 2,650
Charges for Services	\$ -	\$ -	\$ 1,800	\$ 7,800
Program Revenue	\$ 11,568	\$ 32,544	\$ 8,725	\$ 34,544
Other Revenue	\$ 1,283	\$ 900	\$ 514	\$ 700
Total Revenues	\$ 20,501	\$ 36,094	\$ 18,889	\$ 45,694

Division Expenditures - Detailed Summary

Expenditures	2023 Actual	2024 Adopted	To 7/31	2025 Budget
Personnel services	\$ 99,249	\$ 136,954	\$ 87,535	\$ 182,685
Material and supplies	1,786	3,600	1,514	7,400
Contract Services	2,990	2,400	1,205	2,400
Services and charges	5,013	19,280	2,966	22,480
Grant Expense	3,848	2,650	5,764	2,650
Total Expenditures	\$ 112,886	\$ 164,884	\$ 98,984	\$ 217,615

FACILITIES

AQUATICS DIVISION

Division Revenue – Detailed Summary

Revenues	2023 Actual	2024 Adopted	To 7/31	2025 Budget
Charges for Services	\$ 15,425	\$ 15,178	\$ 2,700	\$ 15,178
Program Revenue	\$ 80,582	\$ 122,625	\$ 75,841	\$ 118,502
Total Revenues	\$ 96,007	\$ 137,803	\$ 78,541	\$ 133,680

Division Expenditures - Detailed Summary

Expenditures	2023 Actual	2024 Adopted	To 7/31	2025 Budget
Personnel services	\$ 515,088	\$ 631,226	\$ 342,936	\$ 656,840
Material and supplies	41,077	42,850	26,594	48,600
Contract Services	-	-	-	-
Services and charges	8,453	14,768	17,908	16,859
Total Expenditures	\$ 564,619	\$ 688,844	\$ 387,438	\$ 722,299

FITNESS & WELLNESS DIVISION

Division Revenue – Detailed Summary

Revenues	2023 Actual	2024 Adopted	To 7/31	2025 Budget
Charges for Services	\$ 53,145	\$ 68,000	\$ 37,202	\$ 74,080
Program Revenue	\$ 29,570	\$ 43,453	\$ 18,542	\$ 40,495
Other Revenue	\$ 102	\$ -	\$ -	\$ -
Total Revenues	\$ 82,816	\$ 111,453	\$ 55,743	\$ 114,575

Division Expenditures - Detailed Summary

Expenditures	2023 Actual	2024 Adopted	To 7/31	2025 Budget
Personnel services	\$ 173,327	\$ 211,781	\$ 107,349	239,512
Material and supplies	10,056	10,490	3,410	\$ 7,540
Services and charges	10,897	12,999	8,907	16,144
Total Expenditures	\$ 194,280	\$ 235,270	\$ 119,666	\$ 263,196

OPERATIONS

OPERATIONS DEPARTMENT SUMMARY

The Operations Division is comprised of a maintenance and guest service team fulfilling a critical component of the Recreation Center. Welcoming guests to the facility, registering community members for programs and communicating with District staff. The guest service team strives to provide patrons with outstanding customer service and a positive experience. The maintenance team is responsible for all District assets, including buildings, park maintenance, sports fields, fleet, and utilities. The Operations Division also manages Capital Improvement and Conservation Trust Fund projects.

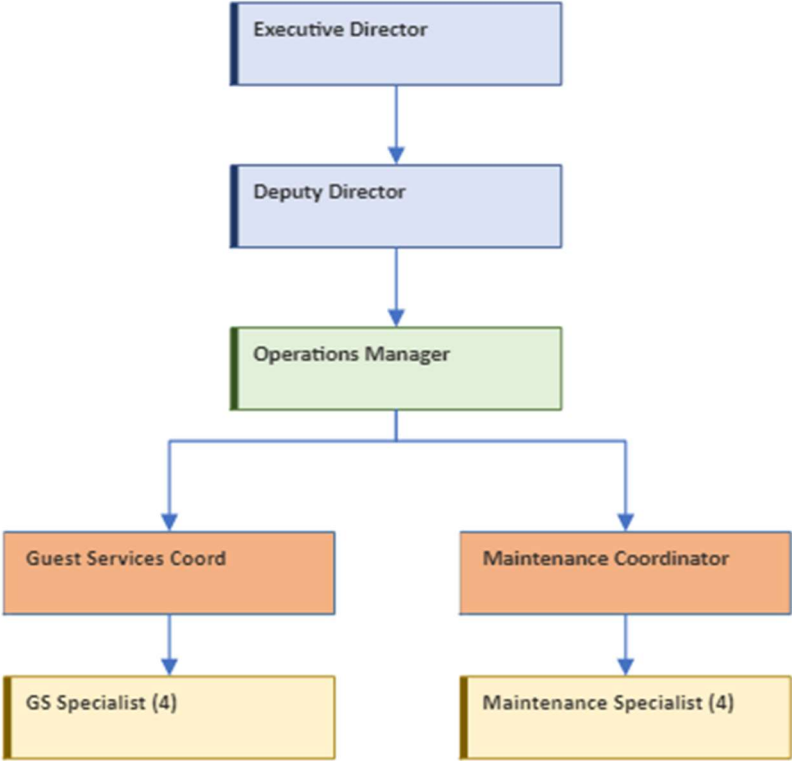
Maintenance Team Goals

- Guarantee safe and operational facilities for all patrons and staff
- Build and improve relationships with District partners and vendors
- Upgrade facility mechanical and lighting to become more efficient and reduce our carbon footprint

Guest Services Goals

- Offer great customer service to our community and patrons by creating and providing staff with customer service training
- Educate staff with current and future programs and services
- Accommodate more party and room rental opportunities
- Offer access to a variety of equipment, recreational opportunities, programming and activities

OPERATIONS



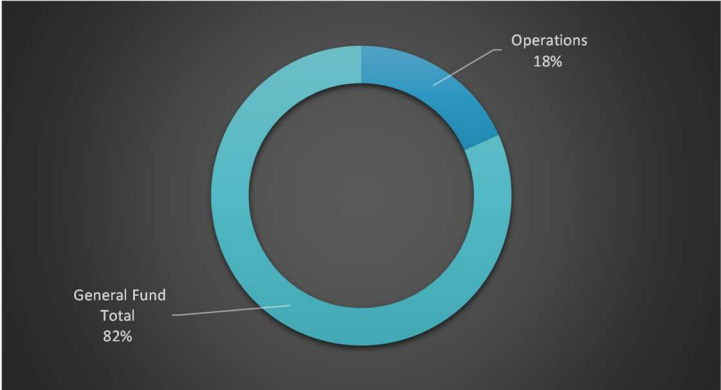
Department Revenues Summary

Operations Department

Revenues	2023 Actual	2024 Adopted	2025 Budget
General Fund Revenues	\$ 792,324	\$ 719,050	\$ 792,210
Total Revenues	\$ 792,324	\$ 719,050	\$ 792,210

OPERATIONS

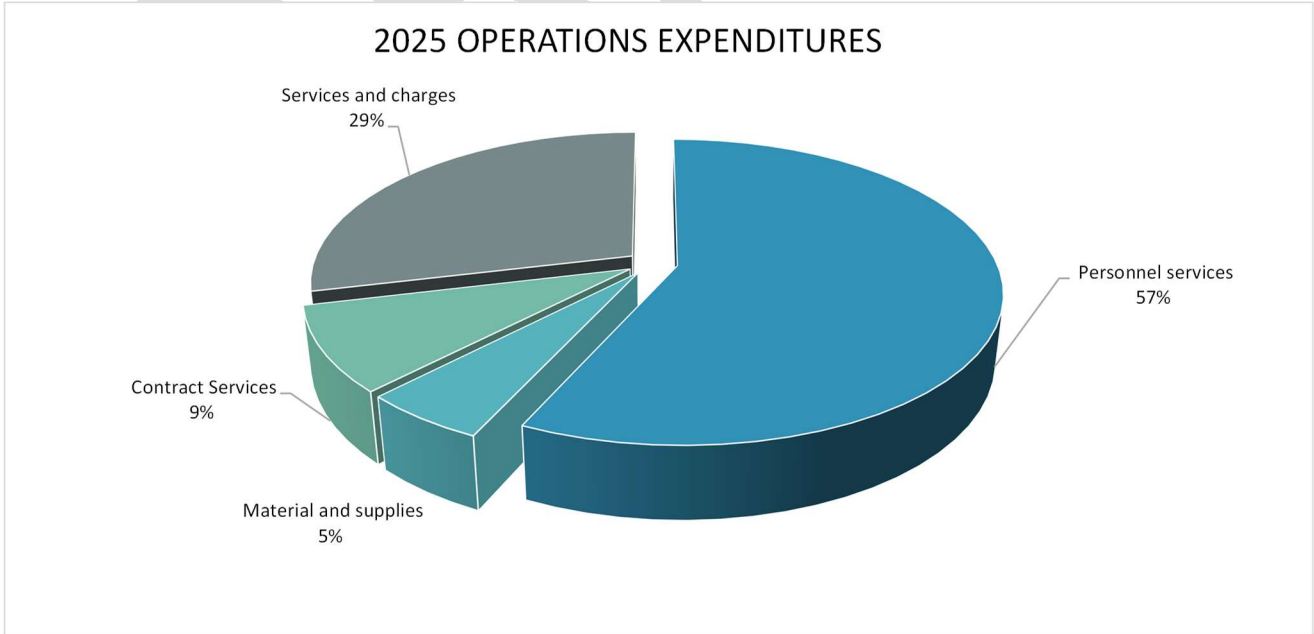
Department Expenditures by Division



	2025 Budget	
Operations Administration	\$	118,449
Maintenance Services		697,079
Custodial Services		136,842
Guest Services		447,753
Operations	\$	1,400,122

Department Expenditures by Classification

Expenditures	2023 Actual	2024 Adopted	2025 Budget
Personnel services	\$ 698,595	\$ 746,708	\$ 796,724
Material and supplies	50,899	111,190	74,950
Contract Services	112,695	119,300	125,792
Services and charges	352,748	373,178	402,656
Total Expenditures	\$ 1,214,938	\$ 1,350,376	\$ 1,400,122



OPERATIONS

OPERATIONS ADMINISTRATION DIVISION

Division Expenditures - Detailed Summary

Expenditures	2023 Actual	2024 Adopted	To 7/31	2025 Budget
Personnel services	\$ 108,086	\$ 108,371	\$ 65,183	\$ 116,449
Material and supplies	-	-	-	2,000
Total Expenditures	\$ 108,086	\$ 108,371	\$ 65,183	\$ 118,449

MAINTENANCE SERVICES DIVISION

Division Expenditures - Detailed Summary

Expenditures	2023 Actual	2024 Adopted	To 7/31	2025 Budget
Personnel services	\$ 1,086,255	\$ 230,036	\$ 133,082	\$ 245,263
Material and supplies	16,927	52,000	31,679	24,200
Contract Services	56,054	31,700	50,392	31,700
Services and charges	346,171	367,938	210,939	395,916
Total Expenditures	\$ 1,505,407	\$ 681,675	\$ 426,091	\$ 697,079

CUSTODIAL SERVICES DIVISION

Division Expenditures - Detailed Summary

Expenditures	2023 Actual	2024 Adopted	To 7/31	2025 Budget
Personnel services	\$ -	\$ -	\$ -	\$ -
Material and supplies	30,496	54,390	30,683	42,750
Contract Services	56,642	87,600	54,502	94,092
Total Expenditures	\$ 87,137	\$ 141,990	\$ 85,185	\$ 136,842

OPERATIONS

GUEST SERVICES DIVISION

Division Revenue – Detailed Summary

Revenues	2023 Actual	2024 Adopted	To 7/31	2025 Budget
Charges for Services	\$ 776,770	\$ 702,500	\$ 529,030	\$ 776,828
Other Revenue	\$ 15,554	\$ 16,550	\$ 8,993	\$ 15,382
Total Revenues	\$ 792,324	\$ 719,050	\$ 538,023	\$ 792,210

Division Expenditures - Detailed Summary

Expenditures	2023 Actual	2024 Adopted	To 7/31	2025 Budget
Personnel services	\$ 404,254	\$ 408,301	\$ 223,659	\$ 435,013
Material and supplies	3,477	4,800	198	6,000
Services and charges	6,576	5,240	5,937	6,740
Total Expenditures	\$ 414,307	\$ 418,341	\$ 229,794	\$ 447,753

NON-DEPARTMENTAL

NON-DEPARTMENTAL DEPARTMENT SUMMARY

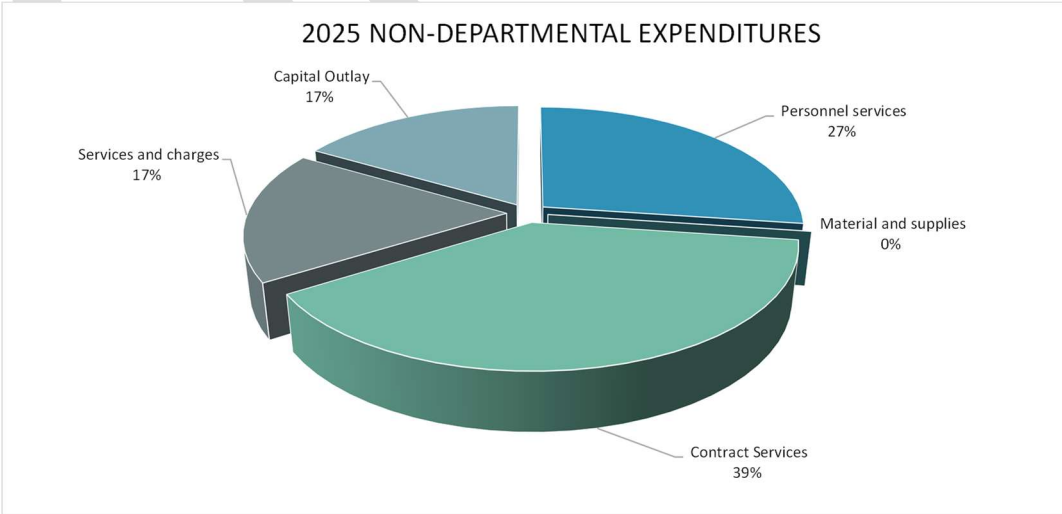
The Non-Departmental Department accounts for all other budgeted items that do not fall into one of the District’s four functional Departments. Non-Departmental tracts all General Fund property tax revenues and related expenditures, lease and capital lease payments and a market merit account to budget employee market and merit increases for the year. In 2020, the Board of Directors agreed to invest into the District’s staff by completing a compensation study and job description analysis. The District is striving to be an employer of choice in the front range. By being more competitive with positions, the District will be able to hire the more qualified candidates and bring new and exciting changes to the District.

Department Revenues Summary

Revenues	2023 Actual	2024 Adopted	2025 Budget
General Fund Revenues	\$ 5,164,732	\$ 6,066,678	\$ 4,707,433
Total Revenues	\$ 5,164,732	\$ 6,066,678	\$ 4,707,433

Department Expenditures by Classification

Expenditures	2023 Actual	2024 Adopted	2025 Budget
Personnel services	\$ -	\$ 183,000	\$ 148,000
Material and supplies	-	-	\$ -
Contract Services	267,110	240,864	\$ 211,451
Services and charges	66,927	123,803	\$ 94,555
Capital Outlay	1,205	-	\$ 90,000
Total Expenditures	\$ 335,241	\$ 547,667	\$ 544,005



OTHER FUNDS

2025 CONSERVATION TRUST FUND SUMMARY

The Conservation Trust Fund is a special revenue fund. This fund tracks the monies received from the Colorado Department of Local Affairs (DOLA) from the States lottery fund distribution, which are received quarterly. These funds are required to be used on specific projects associated with parks and recreation. The District plans to receive approximately \$255,000 in revenue in 2025.

Of these funds, the District plans to use \$425,000 in 2025, all of which will be used on renovations of the Gymnastics building. Renovations will include expanding the front lobby, adding two office spaces, and creating better patron access. Encumbered funds can be used through resolution, once specific projects are determined that fall into the criteria of use defined by DOLA.



OTHER FUNDS

2025 CAPITAL IMPROVEMENT PROJECT FUND

In 2018, the District created a Capital Improvement Project (CIP) Fund. This fund will be supported by the General Fund by transfers. All expenditures from this fund will be for projects that are approved by the Board of Director and the Executive Director of the District. This fund will facilitate the tracking of projects that can include improvements to existing facilities and parks, the construction of new facilities and parks, and the acquisition of capital assets for District use.

At the end of 2024, an estimated assigned fund balance of \$1,649,836 will roll over to the beginning balance of 2025. These funds will be assigned by the Board of Directors for the below listed projects. In 2025, a budget of \$400,000 will be transferred from the General Fund to the CIP fund.

In 2024, the District budgeted the projects below. Most projects have been completed or will be complete by the end of 2024. Any incomplete projects will roll over into the 2025 budget through a budget amendment approved by the Board of Directors. The projects include:

2024 Captial Improvement Projects	
Recreation Center - HVAC Repair	500,000.00
Recreation Center - Pool Slide Repair	150,000.00
	\$ 650,000.00

In 2025 the District has budgeted the following projects:

2025 Captial Improvement Projects	
Recreation Center - HVAC	100,000
Recreation Center - Pool Upgrades	75,000
Recreation Center - Parking Lot Sealing	130,000
Recreation Center - Kidzone Remodel	26,000
Recreation Center - Landscaping	150,000
	\$ 481,000.00

OTHER FUNDS

Recreation Center – HVAC Repairs: \$100,000

- Rooftop Units (RTUs) at the recreation center are nearing the end of their life. We replaced 4 of them in 2024 and will be replacing the remaining units in 2025.

Recreation Center – Pool Upgrades - \$75,000

- Plaster in the hot tub and in the activity, pool needs to be replaced. This project will require that those areas be drained and the plaster in the pool completely re-done.

Recreation Center – Parking Lot Sealing: \$130,000

- Parking lots at both the Recreation Center and Gymnastics Center need to be repaired. This project will repave both of these parking lots as spot repairs are no longer viable.

Recreation Center – Kidzone Upgrades: \$25,000

- The lighting and fans in Kidzone need to be replaced soon. The lights will be upgraded to LED lights which are cheaper to use in the long run.

Recreation Center -Landscaping: \$150,000

- We will have a more detailed landscape plan and installation completed for the Recreation Center. This will provide more efficient use of water and resources dedicated to the landscape. It will also improve the overall recreation center lot.



APPENDIX

2022 BUILDING LEASE PAYMENT SCHEDULE

Period Ending	Principal	Coupon	Interest	Debt Service
12/01/2022			20,473.83	20,473.83
12/01/2023	130,000	3.270%	80,115.00	210,115.00
12/01/2024	135,000	3.270%	75,864.00	210,864.00
12/01/2025	140,000	3.270%	71,449.50	211,449.50
12/01/2026	145,000	3.270%	66,871.50	211,871.50
12/01/2027	145,000	3.270%	62,130.00	207,130.00
12/01/2028	150,000	3.270%	57,388.50	207,388.50
12/01/2029	155,000	3.270%	52,483.50	207,483.50
12/01/2030	160,000	3.270%	47,415.00	207,415.00
12/01/2031	165,000	3.270%	42,183.00	207,183.00
12/01/2032	170,000	3.270%	36,787.50	206,787.50
12/01/2033	180,000	3.270%	31,228.50	211,228.50
12/01/2034	185,000	3.270%	25,342.50	210,342.50
12/01/2035	190,000	3.270%	19,293.00	209,293.00
12/01/2036	195,000	3.270%	13,080.00	208,080.00
12/01/2037	205,000	3.270%	6,703.50	211,703.50
	2,450,000		708,808.83	3,158,808.83

- Capital lease information can be found on page 27.

APPENDIX

GLOSSARY

Account	A record of a business transaction; a record of statement.
Accrual Basis of Accounting	Revenue is recorded when earned and expenses are recorded when a liability is incurred, regardless of the timing of related cash flows.
Allocation	Funds that are apportioned or designated to a program, function or activity.
Appropriation	Money set aside for a specific use.
Assessed Valuation	The value set by the County Assessor on real and personal property to establish a basis for levying taxes.
Assets	Resources owned by a government.
Assigned fund balance	The portion of the fund balance that is constrained by the government's intent to be used for specific purposes but is neither restricted nor committed. Intent is expressed by the Board of Directors to be used for a specific purpose.
Bond	A written promise to pay a specific amount of money on a specific date at a specified interest rate. Bonds are frequently used to finance large capital projects
Budget	A financial plan which includes an estimate of expenditures for a given period or purpose and proposed means of financing the estimated expenditures.
Budget Message	The communication from the Executive Director to the Board of Directors and District pertaining to the proposed budget.
Capital Expenditure	Outlay that results in the acquisition or addition to a capital asset. For equipment it is \$5,000 or greater, and for Capital Projects it is \$10,000 or more.
Capital Improvement	Project improvements that will add value or extend the life of a capital asset.
Capital Improvement Projects Plan	A fund to account for capital expenditures and capital improvements performed or planned by the District each year.
Conservation Trust Fund	The special revenue fund is used to account for lottery proceeds from the State of Colorado that are legally restricted to expenditures for parks and recreation.
Contingency	Funds appropriated to cover unexpected expenses that may occur during the budgeted year.
Contract Services	A written agreement between two or more parties defining the performance of a task or service.
Debt	An obligation resulting from the borrowing of money or from the purchase of goods and services

APPENDIX

Debt Service Fund	A fund established to finance and account for the payment of interest and principal on all general obligation debt.
Department	A major portion of the District, which indicates overall management responsibility for an operation.
District	Carbon Valley Parks & Recreation District
Division	An area of a department that is broken out to track revenues and expenditures specific to that area.
Expenditure	Outflows of funds paid or to be paid for goods and services obtained, resulting in a decrease in financial resources.
Fiscal Year	A 12-month period to which the annual operating budget applies and at the end of which a government determines its financial position and the results of operations. The District's fiscal year follows the calendar year.
Fixed Assets	Asset of a long-term character which are intended to continue to be held or used beyond one year, such as land, buildings, improvements other than buildings, machinery and equipment.
Full Time Equivalent (FTE)	Staffing levels are measured in FTEs to give a consistent comparison from year to year. FTE is calculated as the number of total hours worked divided by the maximum number of compensable hours in a work year (2,080 hours).
Fund	An independent fiscal and accounting entity with a self-balancing set of accounts that are segregated for the purpose of carrying on specific activities or attaining certain objectives in accordance with law, regulation, policies, restrictions or limitations.
Fund Balance	The excess of the assets of a fund over its liabilities.
General Fund	A fund used to account for the financial operations of the District, which are not accounted for in any other fund.
General Obligation Bonds	Government bonds issued with the government's commitment to use its full taxing and borrowing authority (and other revenue sources) to make timely payments of interest and principal.
Generally Accepted Accounting Principles (GAAP)	Uniform standards and guidelines for financial accounting and reporting.
Improvement	The substitution of a better asset for the one currently used. An improvement will increase the useful life of an asset where the improvement involves only a major component of the asset.
Intergovernmental Agreement (IGA)	Formal agreements between governments that promote and coordinate cooperation.

APPENDIX

Maintenance	The normal upkeep of property in an efficient operating condition.
Market Increase	Compensation increase on an individual's base pay rate based on the local market indicators.
Materials and supplies	Materials and supplies account for tangible items acquired by the District to operate. Items include operating supplies, office supplies, employee uniforms, computer replacement and printer/copier supplies.
Merit Increase	An increase to an individual's base pay rate based on performance.
Mill Levy	Rate by which assessed valuation is multiplied to determine property tax. A mill is 1/10 of one cent or \$1.00 of tax for every \$1,000 of assessed value.
Modified Accrual	Revenues are considered to be available when they are collectible within the current period or soon enough thereafter to pay liabilities of the current period.
Nonspendable Fund Balance	The portion of fund balance that cannot be spent because it is either not in spendable form (such as prepaid amounts or inventory) or legally is contractually required to be maintained intact.
Operating Expense	An expense incurred in transacting normal operations.
Operating Revenue	Revenue from any regular source.
Personnel Services	Includes all salaries, wages and benefits paid by the District.
Restricted Fund Balance	The portion of fund balance that is constrained to being used for a specific purpose by external parties (such as bondholders), constitutional provisions, or enabling legislation.
Services and Charges	Non-contractual services and other charges incurred by the District, such as: utility bills, membership dues and fees, league association fees.
TABOR	(Taxpayer's Bill of Rights) an amendment to the Colorado Constitution approved by voters in November of 1992, incorporating in the State Constitution as Section 20 of Article X. The amendment limits growth in both state and local government revenue and expenditures, makes provisions for annual elections and requires voter approval for tax increases. The amendment also requires each government to establish an emergency reserve of 3% of all non-exempt funds.
Taxes	Compulsory charges levied by a government unit for the purpose of financing services performed for the common benefit.
Transfers	Amount designated to move from one fund to finance activities in another.

APPENDIX

INTERGOVERNMENTAL AGREEMENTS

City of Dacono

On July 28, 2016, the District and the City of Dacono (City) entered into an intergovernmental agreement to set forth the general understandings of the parties regarding their relationship and their provision of recreation facilities and services within the City and the District. The District and the City acknowledge and agree that they will have the following general responsibilities with respect to the following matters of mutual interest to the District and the City:

The City will continue to use its best efforts to require developments within the City that are not currently within the District to file a petition for inclusion with the District.

The City will give the District the opportunity to comment on development proposals on all new developments within the City no later than 15 days prior to the Planning Commission's consideration of such development proposal.

The City will own and develop the neighborhood, area and regional parks within the City.

The City will continue to pay for the watering of the inside and surrounding areas of the regional parks within the City.

The District will provide and maintain a current contact list for the City's Public Works Manager and Chief of Police with current contact information for a District representative to be contacted in the case of emergency related to any District activity or event within the City. The District shall notify the Public Works Manager and Chief of Police in writing of any change of designated representative or such representative's contact information.

Representatives of the District shall provide the City Council with quarterly updates that include information on current and planned services and facilities, and other issues related to implementation of this Agreement, and other matters of mutual interest.

The District shall update its service plan or other necessary filings, as may be necessary to assure that it can include properties into the District that may annex into Dacono.

The District shall only include property within the District that are within the City of Dacono, the Town of Frederick or the Town of Firestone.

The District shall not enter into any agreement with City of Dacono, Town of Firestone or Town of Frederick (or properties in unincorporated Weld County to provide specific facilities or services that are inconsistent with the Master Plan approved by the District. The term of this agreement will remain in effect until December 31, 2024, unless sooner terminated by mutual written agreement.

APPENDIX

Town of Frederick

On April 27, 2006 (updated and renewed on November 17, 2021), the District and the Town of Frederick (Town) entered into an intergovernmental agreement to set forth the general understandings of the Parties regarding their relationship and their provision of recreation facilities and services within the Town and the District. The District and the Town acknowledge and agree that they will have the following general responsibilities with respect to the following matters of mutual interest to the District and the Town:

The Town will continue to require developments within the Town that are not currently within the District to file a petition for inclusion with the District.

The Town will give the District the opportunity to comment on development proposals for all new developments within the Town no later than 21 days prior to the Planning Commission's consideration of such development proposal.

The Town will own and develop the St. Vrain Legacy Trail within the Town limits.

The District will expend District capital improvements and maintenance funds within the Town, in amounts not less than the ratio of the total assessed valuation of all taxable property within the District. This capital improvement and maintenance expenditure allocation shall not apply to bond proceeds and shall be reviewed on a three-year basis commencing in the year 2007.

The District will operate, maintain and manage the inside (other than watering) of mutually agreed upon sports fields and/or other recreation facilities within the Town.

The District shall be responsible for cleaning of all areas and facilities used by it, and for the supervision of players and programs, and shall hold harmless the Town from any and all liability resulting there from.

With respect to the Lighted Ball Field on Block 29, the District agrees to pay all power/lighting costs associated with its use. The parties agree to evenly split the cost of all water used. The District is required to perform routine maintenance on the lighted ball field to include the following: mow and water the grassed areas weekly; daily trash pickup and maintenance of facilities; and other grounds keeping as agreed upon by the Parties. The terms of the use of the facilities on Block 29 are further clarified in the July 2012 Agreement for Joint Use of Facilities between the District, the Town and the St. Vrain School District RE-1J.

The term of this agreement will remain in effect until December 31, 2024, unless sooner terminated by mutual written agreement.

APPENDIX

Town of Firestone

On January 14, 2015 (updated and renewed June 14, 2024), the District and the Town of Firestone (Town) entered into an intergovernmental agreement to set forth the general understandings of the Parties regarding their relationship and their provision of recreation facilities and services within the Town and the District, and specific responsibilities concerning the use, management, operation and maintenance of certain Town-owned parks that are jointly used for recreation services. On March 9th, 2016, an amendment was made to the agreement. The District and the Town acknowledge and agree that they will have the following general responsibilities with respect to the following matters of mutual interest to the District and the Town:

The Town will continue to use its best efforts to require developments within the Town that are not currently within the District to file a petition for inclusion with the District.

The Town will give the District the opportunity to comment on development proposals on all new developments within the Town no later than 15 days prior to the Planning Commission's consideration of such development proposal.

The Town will own and develop the Firestone Trail.

The Town will own and develop the neighborhood, area and regional parks and trails within the Town.

The District will provide and maintain a current contact list to the Town for a District representative to be contacted in the case of emergency related to any District activity or event within the Town. The District shall notify the Town in writing of any change of designated representative or such representative's contact information.

To the extent permitted by law, the Town agrees to indemnify and hold harmless the District and its officials, agents and employees, from and against all liability, claims, and demands, on account of any injury, loss, or damage, which arise out of or are connected with the Town's use, operation, maintenance or management of Town Parks or other Town-owned facilities, to the extent caused by or claimed to be caused by the act, omission, or other fault of the District, its officials, agents and employees.

To the extent permitted by law, the District agrees to indemnify and hold harmless the Town, and its officials, agents and employees, from and against all liability, claims, and demands, on account of any injury, loss, or damage, which arise out of or are connected with the District's use, operation, maintenance or management of Town Parks or other Town-owned facilities, to the extent caused by or claimed to be caused by the act, omission, or other fault of the District, its officials, agents and employees. Representatives of the District shall provide the Town Board with quarterly updates that include information on current and planned services and facilities, and other issues related to implementation of this Agreement, and other matters of mutual interest.

APPENDIX

The agreement further clarifies the joint use for specific parks with the Town, including field maintenance, storage of District equipment and consent for capital improvements. The term of this agreement will remain in effect until December 31, 2035, unless sooner terminated by mutual written agreement.

Town of Firestone and the Firestone Urban Renewal Authority Cooperation Agreement

The District has entered into Cooperation Agreements with the Town of Firestone and the Firestone Urban Renewal Authority as it relates to the following urban renewal areas:

Urban Renewal Area	Plan Effective Date	Cooperation Agreement Date
Southern Firestone Urban Renewal Plan	January 28, 2010	September 9, 2010
Northern Firestone Urban Renewal Plan	June 12, 2013	October 17, 2012
Central Firestone Urban Renewal Plan.	December 16, 2015	December 16, 2015

The Agreements provide for the Firestone Urban Renewal Authority to pay the District all of the increase in property tax revenues calculated, produced, and allocated to the Firestone Urban Renewal Authority as a result of the levy of the District upon taxable property within the Urban Renewal Areas for twenty-five (25) years from the effective date of the Plan.

2025 MILL LEVY CERTIFICATION & RESOLUTION

2025 PROPERTY TAX SUMMARY

CARBON VALLEY PARKS & RECREATION DISTRICT Property Tax Summary Information For the Years Ended and Ending December 31,

	2023 Budgeted	2024 Estimated	2025 Budget
Assessed Valuation - Weld County			
Residential	\$ 351,625,080	\$ 417,680,460	\$ 427,013,100
Commercial	173,829,170	220,523,940	225,398,820
Industrial	59,749,410	72,254,310	86,392,250
Agricultural	1,043,490	1,205,650	1,240,160
Vacant Land	16,248,810	21,359,400	20,638,800
State Assessed	69,112,520	39,044,700	42,483,990
Oil, Gas, Minerals	676,901,450	810,539,100	348,418,970
	<u>1,348,509,930</u>	<u>1,582,607,560</u>	<u>1,151,586,090</u>
Adjustments	(342,970,065)	(316,580,364)	(185,869,769)
Certified Assessed Value	<u>\$ 1,005,539,865</u>	<u>\$ 1,266,027,196</u>	<u>\$ 965,716,321</u>
Mill Levy			
General Fund	<u>4.427</u>	<u>4.427</u>	<u>4.427</u>
Total Mill Levy	<u>4.427</u>	<u>4.427</u>	<u>4.427</u>
Property Taxes			
General Fund	<u>\$ 4,451,525</u>	<u>\$ 5,604,702</u>	<u>\$ 4,275,226</u>
Levied property taxes	<u>4,451,525</u>	<u>5,604,702</u>	<u>4,275,226</u>
Budget Property Taxes	<u>\$ 4,451,525</u>	<u>\$ 5,604,702</u>	<u>\$ 4,275,226</u>
Budget Property Taxes			
General Fund	<u>\$ 4,451,525</u>	<u>\$ 5,604,702</u>	<u>\$ 4,275,226</u>
Total Budget Property Taxes	<u>\$ 4,451,525</u>	<u>\$ 5,604,702</u>	<u>\$ 4,275,226</u>

2025 MILL LEVY CERTIFICATION & RESOLUTION

RESOLUTION NO. 2024-x

RESOLUTION TO SET MILL LEVIES

A RESOLUTION LEVYING GENERAL PROPERTY TAXES, PURSUANT TO SECTION 39-1-111, C.R.S., FOR THE YEAR 2024, TO HELP DEFRAID THE COSTS OF GOVERNMENT FOR THE CARBON VALLEY PARKS AND RECREATION DISTRICT, WELD COUNTY, COLORADO, FOR THE 2025 BUDGET YEAR

- A. The Board of Directors of the Carbon Valley Parks and Recreation District (the “District”) has certified the mill levy on November 20, 2024, and adopted an annual budget in accordance with the Local Government Budget Law, on November 20, 2024.
- B. The amount of money necessary to balance the budget for general operating expenses from property tax revenue is \$4,275,226.

NOW, THEREFORE, PURSUANT TO SECTION 39-1-111, C.R.S., BE IT RESOLVED BY THE BOARD OF DIRECTORS OF THE CARBON VALLEY PARKS AND RECREATION DISTRICT, WELD COUNTY, COLORADO:

1. That for the purpose of meeting all general operating expenses of the District during the 2025 budget year, there is hereby levied tax of 4.427 mills upon each dollar of the total evaluation for assessment of all taxable property within the District for the year 2024.
2. That the District Accountant is hereby authorized and directed to immediately certify to the Board of County Commissioners of Weld County, Colorado, the mill levies for the District as hereinabove determined and set forth in the attached Certification of Mill Levies.

2025 MILL LEVY CERTIFICATION & RESOLUTION

Adopted this ____ day of _____, 2024

Carbon Valley Parks and Recreation District

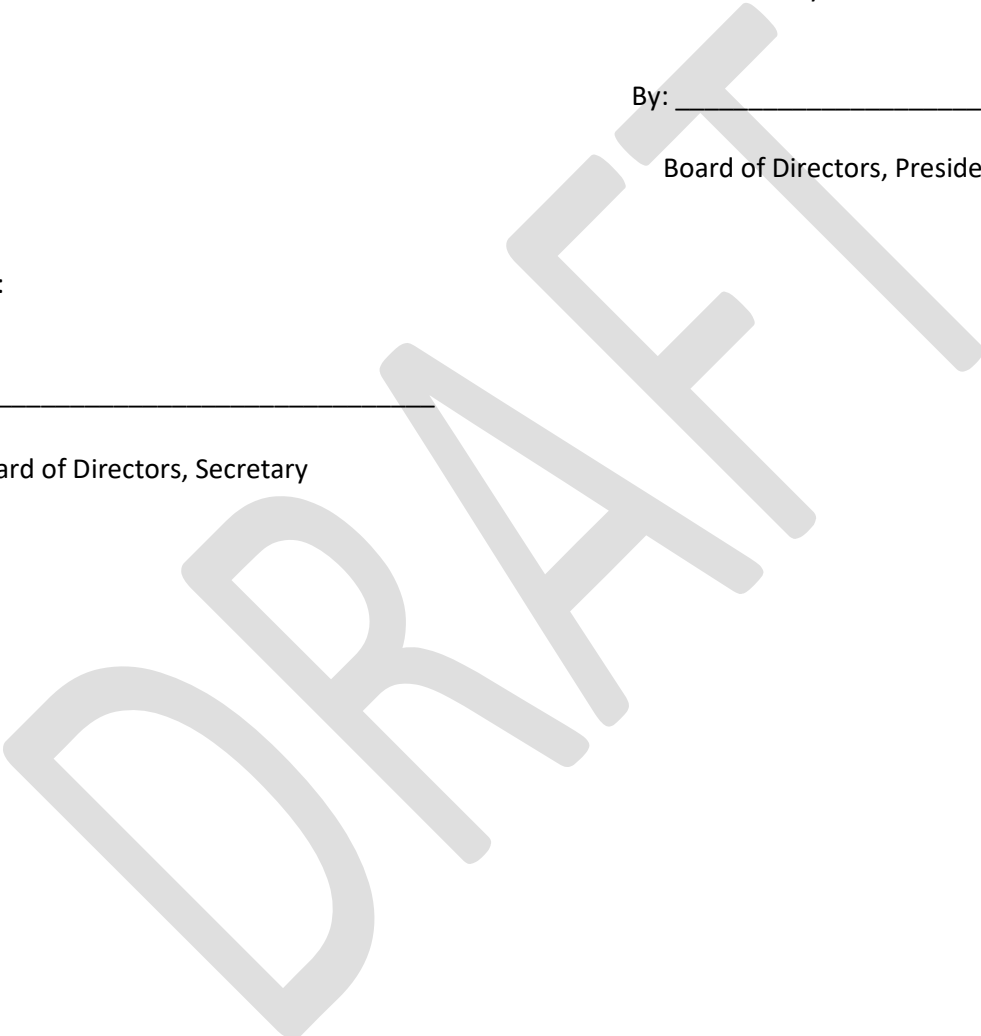
By: _____

Board of Directors, President

Attest:

By: _____

Board of Directors, Secretary



2025 MILL LEVY CERTIFICATION & RESOLUTION

I, _____, hereby certify that I am a Director and the duly elected and qualified representative of the Carbon Valley Parks and Recreation District, and that the foregoing is a true and correct copy of the Certification of Mill Levies for the budget year 2025, duly adopted at a meeting of the Board of Directors of the Carbon Valley Parks and Recreation District held on the ____ day of _____, 2024.

Name and Title

DRAFT